



HSCC HISTORIC ROAD SPORTS CHAMPIONSHIP with HSCC HISTORIC TOURING CAR SERIES

Production sports and GT cars built between 1947-1969
with Appendix K and HRSR Cars pre-1968



Silverstone Finals
Silverstone National
13th October 2024

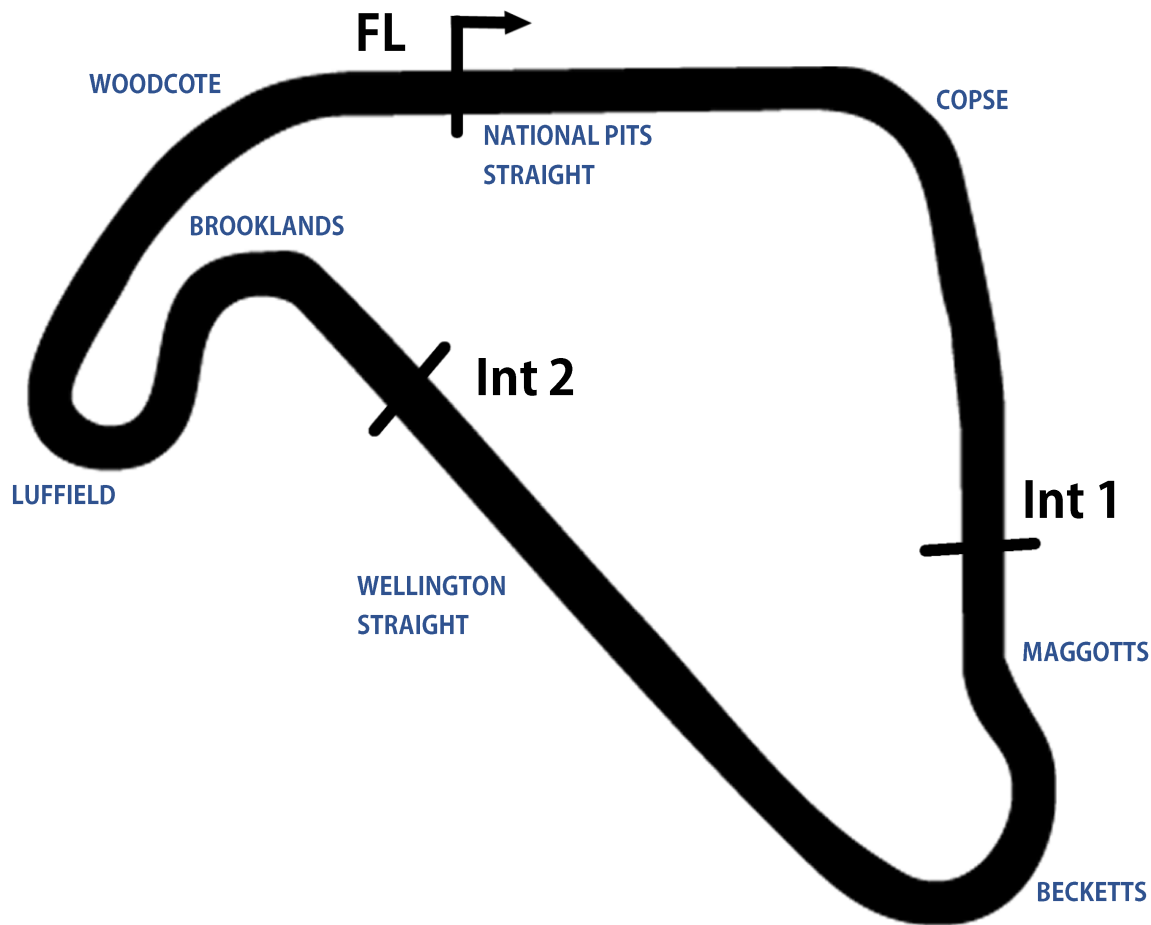


Timing & Results Provided by Timing Solutions Ltd

www.tsl-timing.com

Silverstone National Circuit

Silverstone, Towcester, Northamptonshire, UK



Length	1.6404 miles 2.640 km 2640.7 m		
FL		52.07872 N	1.01711 W
Int 1	800m	52.07528 N	1.01019 W
Int 2	1669m	52.07603 N	1.01669 W
Pit Entry	2610m	52.07859 N	1.01758 W
Pit Exit	305m after FL	52.07880 N	1.01268 W
Pit Entry - Pit Exit	336m, 24.2s @ 50kph, 20.1s @ 60kph		



HSCC Historic Road Sports Championship With Historic Touring Cars

QUALIFYING - RACE 10 - CLASSIFICATION

POS	NO	CL	PIC	NAME	ENTRY	TIME	ON	LAPS	GAP	DIFF	MPH
1	36	C	1	Frazer GIBNEY	Lotus Elan S1	1:08.516	13	13			86.19
2	81	C	2	Adrian RUSSELL	Lotus Elan S2	1:08.618	13	13	0.102	0.102	86.06
3	16	C	3	Robert ROWE	Lotus Elan S3	1:08.653	4	11	0.137	0.035	86.02
4	45	C	4	Rupert ASHDOWN	Lotus Elan S1	1:08.780	12	13	0.264	0.127	85.86
5	83	C	5	Mark GODFREY	Lotus 7	1:09.252	12	13	0.736	0.472	85.27
6	66	C	6	Jonathan STRINGER	Lotus 7 S2	1:09.344	12	13	0.828	0.092	85.16
7	54	TC	1	Neil WOOD	Ford Anglia 105E	1:09.716	11	12	1.200	0.372	84.71
8	52	A	1	Justin MURPHY	Bolwell Nagari	1:10.107	10	12	1.591	0.391	84.23
9	13	K2	1	John MCGURK	Ford Lotus Cortina	1:10.388	12	13	1.872	0.281	83.90
10	85	C	7	Peter MICKLEWRIGHT	Lotus Elan S1	1:11.775	7	12	3.259	1.387	82.28
11	53	C	8	Adrian GILBERT	Lotus Elan S3	1:11.983	11	12	3.467	0.208	82.04
12	94	TE	1	Steve PLATTS	Singer Chamois	1:14.090	3	4	5.574	2.107	79.70
13	37	C	9	Mervyn SELWYN	Lotus Elan S3	1:16.127	4	11	7.611	2.037	77.57
14	126	D	1	Dennis PICKETT	MGB	1:17.593	3	11	9.077	1.466	76.11
15	91	F	1	Richard OWEN	Triumph TR2	1:17.936	2	8	9.420	0.343	75.77
16	34*	K3	1	Peter FINNIGAN	Austin Mini Cooper S	1:23.760	4	5	15.244	5.824	70.50

Comments:

*Car 34 requires a working transponder - Regulation Q12.8.1 refers.
A 30 second penalty will be applied if not working in the race.

Weather / Track : Cloudy / Dry

These results are provisional until the conclusion of any judicial and technical matters.

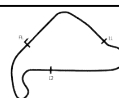
Date: 13/10/2024 Start: 09:00 Finish: 09:15

Silverstone National: 1.6404 miles

Clerk Of Course: Andy Dee-Crowne

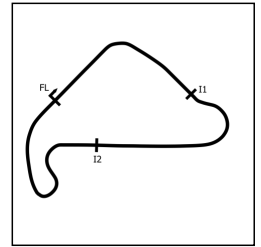
Stewards:

Timekeeper: Nick Palmer



HSCC Historic Road Sports Championship With Historic Touring Cars

QUALIFYING - RACE 10 - SECTOR ANALYSIS



SECTOR 1 = FL to I1, SECTOR 2 = I1 to I2, SECTOR 3 = I2 to FL, DIFF = Difference To Personal Best Lap, P = Crossed Finish Line in Pit Lane, D = Time Disallowed

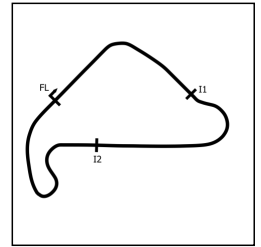
P1 36 C		Frazer GIBNEY				Lotus Elan S1			
IDEAL LAP TIME : 1:08.242		BEST LAP TIME : 1:08.516				DIFFERENCE : 0.274			
LAP	SECTOR 1	SECTOR 2		SECTOR 3		LAP TIME	MPH	DIFF	TIME OF DAY
1 -	19.760	24.496	108.2	30.040	106.7	1:14.296	79.48	5.780	09:02:00.230
2 -	18.333	23.224	116.9	28.906	109.6	1:10.463	83.81	1.947	09:03:10.693
3 -	18.732	23.313	117.3	28.702	109.2	1:10.747	83.47	2.231	09:04:21.440
4 -	18.018	22.935	118.3	28.698	108.3	1:09.651	84.78	1.135	09:05:31.091
5 -	17.927	22.924	118.5	28.723	109.7	1:09.574	84.88	1.058	09:06:40.665
6 -	17.865	23.058	118.5	28.810	109.6	1:09.733	84.68	1.217	09:07:50.398
7 -	17.889	22.818	119.4	28.353	110.1	1:09.060	85.51	0.544	09:08:59.458
8 -	18.244	23.058	118.1	28.750	109.2	1:10.052	84.30	1.536	09:10:09.510
9 -	18.085	23.051	117.9	28.319	109.4	1:09.455	85.02	0.939	09:11:18.965
10 -	17.744	23.249	99.1	29.066	110.7	1:10.059	84.29	1.543	09:12:29.024
11 -	17.580	22.607	114.1	28.863	109.6	1:09.050 (3)	85.52	0.534	09:13:38.074
12 -	17.728	22.741	118.9	28.489	109.4	1:08.958 (2)	85.64	0.442	09:14:47.032
13 -	17.854	22.487	119.8	28.175	110.1	1:08.516 (1)	86.19		09:15:55.548

P2 81 C		Adrian RUSSELL				Lotus Elan S2			
IDEAL LAP TIME : 1:08.409		BEST LAP TIME : 1:08.618				DIFFERENCE : 0.209			
LAP	SECTOR 1	SECTOR 2		SECTOR 3		LAP TIME	MPH	DIFF	TIME OF DAY
1 -	18.853	23.378	110.5	29.646	107.2	1:11.877	82.16	3.259	09:02:01.965
2 -	18.341	22.938	114.9	29.056	108.3	1:10.335	83.96	1.717	09:03:12.300
3 -	17.911	22.900	111.6	28.978	107.4	1:09.789	84.62	1.171	09:04:22.089
4 -	17.920	23.241	117.1	28.488	108.7	1:09.649	84.79	1.031	09:05:31.738
5 -	17.904	22.789	118.3	29.282	106.7	1:09.975	84.39	1.357	09:06:41.713
6 -	17.918	23.047	115.7	28.650	107.8	1:09.615	84.83	0.997	09:07:51.328
7 -	17.829	22.492	115.3	28.362	109.4	1:08.683 (2)	85.98	0.065	09:09:00.011
8 -	18.549	22.777	117.5	28.378	109.0	1:09.704	84.72	1.086	09:10:09.715
9 -	18.198	23.081	116.1	28.524	106.7	1:09.803	84.60	1.185	09:11:19.518
10 -	17.850	22.597	113.5	28.510	106.7	1:08.957	85.64	0.339	09:12:28.475
11 -	17.734	23.165	107.3	29.394	107.8	1:10.293	84.01	1.675	09:13:38.768
12 -	17.773	22.445	117.5	28.475	108.5	1:08.693 (3)	85.97	0.075	09:14:47.461
13 -	17.796	22.592	117.7	28.230	108.3	1:08.618 (1)	86.06		09:15:56.079

P3 16 C		Robert ROWE				Lotus Elan S3			
IDEAL LAP TIME : 1:08.277		BEST LAP TIME : 1:08.653				DIFFERENCE : 0.376			
LAP	SECTOR 1	SECTOR 2		SECTOR 3		LAP TIME	MPH	DIFF	TIME OF DAY
1 -	19.997	25.701	91.1	30.845	108.7	1:16.543	77.15	7.890	09:02:04.351
2 -	17.756	22.746	108.2	28.889	109.4	1:09.391	85.10	0.738	09:03:13.742
3 -	21.277	26.481	103.8	29.392	109.7	1:17.150	76.54	8.497	09:04:30.892
4 -	17.807	22.721	118.9	28.125	110.7	1:08.653 (1)	86.02		09:05:39.545
5 -	17.655	22.611	119.4	28.410	110.9	1:08.676 (2)	85.99	0.023	09:06:48.221
6 -	21.777	25.562	99.4	29.415	110.3	1:16.754	76.94	8.101	09:08:04.975
7 -	17.764	22.497	120.6	28.542	110.9	1:08.803 (3)	85.83	0.150	09:09:13.778
8 -	18.034	22.559	114.7	28.401	108.7	1:08.994	85.59	0.341	09:10:22.772
9 -	18.243	22.757	118.9	28.244	110.1	1:09.244	85.28	0.591	09:11:32.016
10 -	20.822	31.541	68.6	32.178	108.5	1:24.541	69.85	15.888	09:12:56.557
11 -	19.762	30.657	48.3	IN PIT		1:36.407 P	61.25	27.754	09:14:32.964

HSCC Historic Road Sports Championship With Historic Touring Cars

QUALIFYING - RACE 10 - SECTOR ANALYSIS



SECTOR 1 = FL to I1, SECTOR 2 = I1 to I2, SECTOR 3 = I2 to FL, DIFF = Difference To Personal Best Lap, P = Crossed Finish Line in Pit Lane, D = Time Disallowed

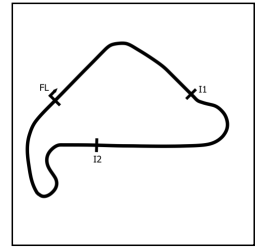
P4 45 C		Rupert ASHDOWN				Lotus Elan S1			
IDEAL LAP TIME : 1:08.747		BEST LAP TIME : 1:08.780				DIFFERENCE : 0.033			
LAP	SECTOR 1	SECTOR 2		SECTOR 3		LAP TIME	MPH	DIFF	TIME OF DAY
1 -	20.666	24.533	110.3	29.643	105.3	1:14.842	78.90	6.062	09:01:58.473
2 -	19.082	23.763	109.2	28.974	104.8	1:11.819	82.22	3.039	09:03:10.292
3 -	20.063	26.306	110.9	29.019	105.2	1:15.388	78.33	6.608	09:04:25.680
4 -	18.810	23.141	112.5	28.825	105.5	1:10.776	83.44	1.996	09:05:36.456
5 -	18.533	23.442	113.7	28.718	108.1	1:10.693	83.53	1.913	09:06:47.149
6 -	22.224	28.034	78.1	30.872	106.9	1:21.130	72.79	12.350	09:08:08.279
7 -	18.546	22.959	112.2	28.429	109.0	1:09.934	84.44	1.154	09:09:18.213
8 -	18.053	22.951	113.3	28.518	107.2	1:09.522	84.94	0.742	09:10:27.735
9 -	17.961	22.628	113.7	28.370	108.1	1:08.959 (3)	85.64	0.179	09:11:36.694
10 -	18.346	24.081	113.1	28.498	109.4	1:10.925	83.26	2.145	09:12:47.619
11 -	17.884	22.725	115.7	28.343	108.8	1:08.952 (2)	85.64	0.172	09:13:56.571
12 -	17.805	22.661	114.1	28.314	108.7	1:08.780 (1)	85.86		09:15:05.351
13 -	17.932	23.106	115.1	IN PIT		1:17.076 P	76.62	8.296	09:16:22.427

P5 83 C		Mark GODFREY				Lotus 7			
IDEAL LAP TIME : 1:09.101		BEST LAP TIME : 1:09.252				DIFFERENCE : 0.151			
LAP	SECTOR 1	SECTOR 2		SECTOR 3		LAP TIME	MPH	DIFF	TIME OF DAY
1 -	20.686	25.045	98.9	30.432	104.2	1:16.163	77.53	6.911	09:02:01.766
2 -	19.061	23.315	109.2	29.418	104.7	1:11.794	82.25	2.542	09:03:13.560
3 -	18.323	23.829	109.6	28.796	105.7	1:10.948	83.23	1.696	09:04:24.508
4 -	18.733	23.530	111.4	28.880	106.9	1:11.143	83.01	1.891	09:05:35.651
5 -	18.070	23.628	108.0	29.222	106.4	1:10.920	83.27	1.668	09:06:46.571
6 -	24.713	30.493	74.5	29.736	105.9	1:24.942	69.52	15.690	09:08:11.513
7 -	18.146	22.997	110.7	28.469	105.9	1:09.612	84.83	0.360	09:09:21.125
8 -	18.234	23.061	110.5	28.952	105.5	1:10.247	84.07	0.995	09:10:31.372
9 -	18.032	23.065	110.3	28.867	105.7	1:09.964	84.41	0.712	09:11:41.336
10 -	17.992	22.876	110.7	28.445	105.2	1:09.313 (2)	85.20	0.061	09:12:50.649
11 -	17.994	22.867	110.3	28.619	105.2	1:09.480 (3)	84.99	0.228	09:14:00.129
12 -	17.891	22.765	110.3	28.596	105.2	1:09.252 (1)	85.27		09:15:09.381
13 -	18.043	22.999	109.8	28.466	104.2	1:09.508	84.96	0.256	09:16:18.889

P6 66 C		Jonathan STRINGER				Lotus 7 S2			
IDEAL LAP TIME : 1:08.864		BEST LAP TIME : 1:09.344				DIFFERENCE : 0.480			
LAP	SECTOR 1	SECTOR 2		SECTOR 3		LAP TIME	MPH	DIFF	TIME OF DAY
1 -	20.522	25.225	102.2	29.736	100.4	1:15.483	78.23	6.139	09:02:11.947
2 -	18.758	23.541	105.0	28.610	102.5	1:10.909	83.28	1.565	09:03:22.856
3 -	18.520	23.246	105.6	28.096	103.4	1:09.862	84.53	0.518	09:04:32.718
4 -	18.196	23.246	106.5	28.514	102.4	1:09.956	84.41	0.612	09:05:42.674
5 -	18.124	23.190	106.5	28.532	102.4	1:09.846	84.55	0.502	09:06:52.520
6 -	18.309	24.287	105.0	28.457	102.1	1:11.053	83.11	1.709	09:08:03.573
7 -	18.216	23.235	106.1	28.501	101.9	1:09.952	84.42	0.608	09:09:13.525
8 -	18.809	23.026	107.8	28.395	103.5	1:10.230	84.09	0.886	09:10:23.755
9 -	18.205	23.127	107.2	28.716	103.0	1:10.048	84.30	0.704	09:11:33.803
10 -	17.977	23.180	106.1	28.668	103.0	1:09.825	84.57	0.481	09:12:43.628
11 -	18.032	23.115	106.6	28.268	103.0	1:09.415 (2)	85.07	0.071	09:13:53.043
12 -	18.042	22.957	107.2	28.345	103.4	1:09.344 (1)	85.16		09:15:02.387
13 -	17.811	23.285	105.8	28.598	102.1	1:09.694 (3)	84.73	0.350	09:16:12.081

HSCC Historic Road Sports Championship With Historic Touring Cars

QUALIFYING - RACE 10 - SECTOR ANALYSIS



SECTOR 1 = FL to I1, SECTOR 2 = I1 to I2, SECTOR 3 = I2 to FL, DIFF = Difference To Personal Best Lap, P = Crossed Finish Line in Pit Lane, D = Time Disallowed

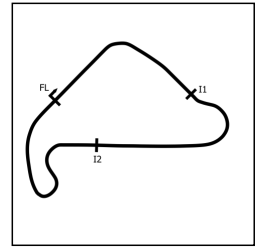
P7 54 TC Neil WOOD		Ford Anglia 105E							
IDEAL LAP TIME : 1:09.461		BEST LAP TIME : 1:09.716		DIFFERENCE : 0.255					
LAP	SECTOR 1	SECTOR 2	SECTOR 3	LAP TIME	MPH	DIFF	TIME OF DAY		
1 -	21.599	28.000	89.5	32.645	95.0	1:22.244	71.80	12.528	09:02:33.086
2 -	20.749	25.175	107.5	28.854	105.7	1:14.778	78.97	5.062	09:03:47.864
3 -	18.894	23.427	112.2	29.527	105.0	1:11.848	82.19	2.132	09:04:59.712
4 -	18.196	23.131	111.8	28.739	105.7	1:10.066 (3)	84.28	0.350	09:06:09.778
5 -	18.172	23.187	112.2	28.812	105.2	1:10.171	84.16	0.455	09:07:19.949
6 -	18.101	23.208	111.4	29.096	105.5	1:10.405	83.88	0.689	09:08:30.354
7 -	18.366	23.875	112.2	28.867	104.5	1:11.108	83.05	1.392	09:09:41.462
8 -	18.232	23.395	112.0	28.886	104.7	1:10.513	83.75	0.797	09:10:51.975
9 -	18.249	23.149	112.0	28.681	105.0	1:10.079	84.27	0.363	09:12:02.054
10 -	18.247	23.276	112.2	28.672	105.0	1:10.195	84.13	0.479	09:13:12.249
11 -	18.113	23.150	112.7	28.453	105.3	1:09.716 (1)	84.71		09:14:21.965
12 -	18.029	22.979	112.9	28.968	104.2	1:09.976 (2)	84.39	0.260	09:15:31.941

P8 52 A Justin MURPHY		Bolwell Nagari							
IDEAL LAP TIME : 1:09.895		BEST LAP TIME : 1:10.107		DIFFERENCE : 0.212					
LAP	SECTOR 1	SECTOR 2	SECTOR 3	LAP TIME	MPH	DIFF	TIME OF DAY		
1 -	22.375	25.848	103.4	33.889	96.1	1:22.112	71.92	12.005	09:02:18.574
2 -	19.962	23.539	110.0	32.055	102.1	1:15.556	78.16	5.449	09:03:34.130
3 -	19.257	23.277	108.9	30.854	109.4	1:13.388	80.47	3.281	09:04:47.518
4 -	18.317	23.322	106.0	30.859	111.0	1:12.498	81.45	2.391	09:06:00.016
5 -	18.408	23.084	102.7	30.494	111.4	1:11.986	82.03	1.879	09:07:12.002
6 -	18.008	22.720	104.3	30.477	110.1	1:11.205	82.93	1.098	09:08:23.207
7 -	18.229	22.690	112.9	30.052	110.5	1:10.971 (3)	83.21	0.864	09:09:34.178
8 -	18.162	22.484	108.7	30.175	111.2	1:10.821 (2)	83.38	0.714	09:10:44.999
9 -	18.919	22.551	108.5	29.927	113.3	1:11.397	82.71	1.290	09:11:56.396
10 -	17.892	22.340	119.1	29.875	110.7	1:10.107 (1)	84.23		09:13:06.503
11 -	18.012	22.836	111.2	30.707	110.7	1:11.555	82.53	1.448	09:14:18.058
12 -	18.668	22.812	115.9	29.663	112.6	1:11.143	83.01	1.036	09:15:29.201

P9 13 K2 John MCGURK		Ford Lotus Cortina							
IDEAL LAP TIME : 1:10.146		BEST LAP TIME : 1:10.388		DIFFERENCE : 0.242					
LAP	SECTOR 1	SECTOR 2	SECTOR 3	LAP TIME	MPH	DIFF	TIME OF DAY		
1 -	20.711	24.806	108.7	30.266	104.2	1:15.783	77.92	5.395	09:02:00.075
2 -	19.154	23.613	113.9	29.606	105.2	1:12.373	81.60	1.985	09:03:12.448
3 -	18.541	24.021	113.3	29.311	106.0	1:11.873	82.16	1.485	09:04:24.321
4 -	18.699	23.525	115.3	28.821	106.5	1:11.045	83.12	0.657	09:05:35.366
5 -	18.231	23.439	112.2	29.282	106.5	1:10.952	83.23	0.564	09:06:46.318
6 -	18.710	23.547	114.1	28.998	106.4	1:11.255	82.88	0.867	09:07:57.573
7 -	18.277	23.734	114.3	28.772	106.2	1:10.783	83.43	0.395	09:09:08.356
8 -	18.255	23.841	112.9	28.903	106.7	1:10.999	83.17	0.611	09:10:19.355
9 -	18.584	23.636	114.1	28.730	106.5	1:10.950	83.23	0.562	09:11:30.305
10 -	18.071	23.595	113.7	29.001	106.0	1:10.667	83.57	0.279	09:12:40.972
11 -	18.236	23.480	114.5	28.794	106.2	1:10.510 (2)	83.75	0.122	09:13:51.482
12 -	18.139	23.345	114.7	28.904	105.7	1:10.388 (1)	83.90		09:15:01.870
13 -	18.182	23.387	115.3	29.066	106.5	1:10.635 (3)	83.60	0.247	09:16:12.505

HSCC Historic Road Sports Championship With Historic Touring Cars

QUALIFYING - RACE 10 - SECTOR ANALYSIS



SECTOR 1 = FL to I1, SECTOR 2 = I1 to I2, SECTOR 3 = I2 to FL, DIFF = Difference To Personal Best Lap, P = Crossed Finish Line in Pit Lane, D = Time Disallowed

P10 85 C		Peter MICKLEWRIGHT				Lotus Elan S1			
IDEAL LAP TIME : 1:11.488		BEST LAP TIME : 1:11.775				DIFFERENCE : 0.287			
LAP	SECTOR 1	SECTOR 2		SECTOR 3		LAP TIME	MPH	DIFF	TIME OF DAY
1 -	20.179	26.207	95.7	31.647	102.4	1:18.033	75.68	6.258	09:02:08.827
2 -	19.016	24.219	110.3	30.036	104.5	1:13.271	80.60	1.496	09:03:22.098
3 -	19.510	24.059	101.8	30.627	104.0	1:14.196	79.59	2.421	09:04:36.294
4 -	18.660	23.697	106.1	30.253	103.0	1:12.610	81.33	0.835	09:05:48.904
5 -	18.818	23.449	109.8	29.947	106.7	1:12.214	81.78	0.439	09:07:01.118
6 -	18.482	23.616	109.8	30.247	105.7	1:12.345	81.63	0.570	09:08:13.463
7 -	18.432	23.736	115.1	29.607	104.7	1:11.775 (1)	82.28		09:09:25.238
8 -	18.506	23.655	111.1	29.882	104.3	1:12.043 (2)	81.97	0.268	09:10:37.281
9 -	18.665	23.866	111.2	29.833	104.7	1:12.364	81.61	0.589	09:11:49.645
10 -	18.798	23.556	112.0	29.832	104.8	1:12.186 (3)	81.81	0.411	09:13:01.831
11 -	18.943	23.810	106.3	30.278	104.8	1:13.031	80.86	1.256	09:14:14.862
12 -	18.962	24.065	112.0	29.903	103.8	1:12.930	80.97	1.155	09:15:27.792

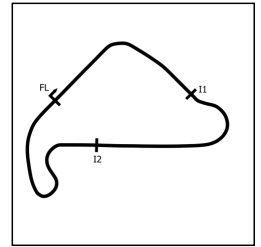
P11 53 C		Adrian GILBERT				Lotus Elan S3			
IDEAL LAP TIME : 1:11.867		BEST LAP TIME : 1:11.983				DIFFERENCE : 0.116			
LAP	SECTOR 1	SECTOR 2		SECTOR 3		LAP TIME	MPH	DIFF	TIME OF DAY
1 -	20.638	25.783	108.4	31.295	102.2	1:17.716	75.99	5.733	09:02:19.414
2 -	20.152	24.745	112.4	30.819	104.0	1:15.716	77.99	3.733	09:03:35.130
3 -	19.644	24.099	112.7	30.108	105.9	1:13.851	79.96	1.868	09:04:48.981
4 -	19.142	23.985	109.2	30.036	106.2	1:13.163	80.71	1.180	09:06:02.144
5 -	19.100	23.890	107.5	30.346	106.2	1:13.336	80.52	1.353	09:07:15.480
6 -	19.065	24.570	107.2	30.305	105.7	1:13.940	79.87	1.957	09:08:29.420
7 -	19.016	24.578	107.2	30.067	106.4	1:13.661	80.17	1.678	09:09:43.081
8 -	19.218	24.053	112.2	30.090	107.2	1:13.361	80.50	1.378	09:10:56.442
9 -	19.327	24.435	111.1	30.192	106.5	1:13.954	79.85	1.971	09:12:10.396
10 -	19.151	24.237	114.1	29.529	106.5	1:12.917 (3)	80.99	0.934	09:13:23.313
11 -	18.892	23.618	116.3	29.473	107.2	1:11.983 (1)	82.04		09:14:35.296
12 -	18.776	23.897	115.5	29.537	105.9	1:12.210 (2)	81.78	0.227	09:15:47.506

P12 94 TE		Steve PLATTS				Singer Chamois			
IDEAL LAP TIME : 1:14.090		BEST LAP TIME : 1:14.090				DIFFERENCE : 0.000			
LAP	SECTOR 1	SECTOR 2		SECTOR 3		LAP TIME	MPH	DIFF	TIME OF DAY
1 -	21.887	27.999	75.1	33.376	95.3	1:23.262 (3)	70.92	9.172	09:02:32.336
2 -	20.803	25.178	103.2	31.092	100.5	1:17.073 (2)	76.62	2.983	09:03:49.409
3 -	18.972	24.818	106.0	30.300	99.6	1:14.090 (1)	79.70		09:05:03.499
4 -	19.057	27.192	73.1	IN PIT		1:29.383 P	66.07	15.293	09:06:32.882

P13 37 C		Mervyn SELWYN				Lotus Elan S3			
IDEAL LAP TIME : 1:15.710		BEST LAP TIME : 1:16.127				DIFFERENCE : 0.417			
LAP	SECTOR 1	SECTOR 2		SECTOR 3		LAP TIME	MPH	DIFF	TIME OF DAY
1 -	21.798	25.816	102.2	33.156	98.1	1:20.770	73.11	4.643	09:02:23.936
2 -	20.043	25.812	104.0	32.240	99.7	1:18.095	75.62	1.968	09:03:42.031
3 -	19.847	24.985	103.7	31.528	103.4	1:16.360 (2)	77.33	0.233	09:04:58.391
4 -	19.827	24.978	103.8	31.322	102.7	1:16.127 (1)	77.57		09:06:14.518
5 -	19.495	25.370	105.5	31.517	101.6	1:16.382 (3)	77.31	0.255	09:07:30.900
6 -	19.410	25.634	86.2	32.627	99.1	1:17.671	76.03	1.544	09:08:48.571
7 -	19.912	25.439	103.4	32.577	101.1	1:17.928	75.78	1.801	09:10:06.499
8 -	19.553	26.659	97.2	32.654	93.5	1:18.866	74.88	2.739	09:11:25.365
9 -	20.703	26.637	95.5	32.459	97.5	1:19.799	74.00	3.672	09:12:45.164
10 -	20.742	27.165	97.2	33.353	95.3	1:21.260	72.67	5.133	09:14:06.424
11 -	21.070	26.739	100.4	32.709	98.7	1:20.518	73.34	4.391	09:15:26.942

HSCC Historic Road Sports Championship With Historic Touring Cars

QUALIFYING - RACE 10 - SECTOR ANALYSIS



SECTOR 1 = FL to I1, SECTOR 2 = I1 to I2, SECTOR 3 = I2 to FL, DIFF = Difference To Personal Best Lap, P = Crossed Finish Line in Pit Lane, D = Time Disallowed

P14 126 D		Dennis PICKETT				MGB			
IDEAL LAP TIME : 1:17.381		BEST LAP TIME : 1:17.593		DIFFERENCE : 0.212					
LAP	SECTOR 1	SECTOR 2		SECTOR 3		LAP TIME	MPH	DIFF	TIME OF DAY
1 -	22.300	26.573	97.1	32.069	94.3	1:20.942	72.96	3.349	09:02:24.612
2 -	20.313	26.117	101.3	31.804	94.7	1:18.234	75.48	0.641	09:03:42.846
3 -	20.276	25.708	99.5	31.609	94.6	1:17.593 (1)	76.11		09:05:00.439
4 -	20.072	25.794	100.4	32.069	93.5	1:17.935 (2)	75.77	0.342	09:06:18.374
5 -	20.445	26.281	99.2	31.799	93.4	1:18.525	75.20	0.932	09:07:36.899
6 -	20.578	26.084	96.2	34.774	90.8	1:21.436	72.51	3.843	09:08:58.335
7 -	21.041	25.996	100.0	32.276	93.4	1:19.313	74.46	1.720	09:10:17.648
8 -	20.679	25.952	99.4	32.161	94.0	1:18.792	74.95	1.199	09:11:36.440
9 -	20.398	26.112	99.5	31.601	93.8	1:18.111 (3)	75.60	0.518	09:12:54.551
10 -	20.365	25.997	99.7	32.255	93.2	1:18.617	75.11	1.024	09:14:13.168
11 -	20.615	26.945	97.8	32.158	93.5	1:19.718	74.08	2.125	09:15:32.886

P15 91 F		Richard OWEN				Triumph TR2			
IDEAL LAP TIME : 1:16.574		BEST LAP TIME : 1:17.936		DIFFERENCE : 1.362					
LAP	SECTOR 1	SECTOR 2		SECTOR 3		LAP TIME	MPH	DIFF	TIME OF DAY
1 -	24.892	28.503	89.1	32.323	94.3	1:25.718	68.89	7.782	09:02:28.722
2 -	20.234	26.142	95.8	31.560	98.0	1:17.936 (1)	75.77		09:03:46.658
3 -	20.404	26.117	88.0	32.955	96.9	1:19.476	74.30	1.540	09:05:06.134
4 -	20.699	25.577	98.6	32.586	97.5	1:18.862	74.88	0.926	09:06:24.996
5 -	20.037	26.114	93.9	31.796	93.9	1:17.947 (2)	75.76	0.011	09:07:42.943
6 -	21.107	26.752	88.8	33.347	92.6	1:21.206	72.72	3.270	09:09:04.149
7 -	21.250	26.183	99.8	30.960	96.7	1:18.393 (3)	75.33	0.457	09:10:22.542
8 -	20.106	28.182	71.8	IN PIT		1:42.842 P	57.42	24.906	09:12:05.384

P16 34 K3		Peter FINNIGAN				Austin Mini Cooper S			
IDEAL LAP TIME :		BEST LAP TIME : 1:23.760		DIFFERENCE :					
LAP	SECTOR 1	SECTOR 2		SECTOR 3		LAP TIME	MPH	DIFF	TIME OF DAY
1 -						1:25.253 (3)	69.27	1.493	09:02:31.766
2 -						1:25.295	69.23	1.535	09:03:57.061
3 -						1:24.362 (2)	70.00	0.602	09:05:21.423
4 -						1:23.760 (1)	70.50		09:06:45.183
5 -				IN PIT		2:46.450 P	35.47	1:22.690	09:09:31.633

HSCC Historic Road Sports Championship With Historic Touring Cars

QUALIFYING - RACE 10 - BEST SECTORS

SECTOR 1			SECTOR 2			SECTOR 3			IDEAL / BEST COMPARISON						
POS	NO	NAME	TIME	NO	NAME	TIME	NO	NAME	TIME	POS	NO	NAME	IDEAL	BEST	DIFF
													PERFECT LAP	1:08.016	
1	36	GIBNEY	17.580	52	MURPHY	22.340	66	STRINGER	28.096	1	36	GIBNEY	1:08.242	1:08.516	0.274
2	16	ROWE	17.655	81	RUSSELL	22.445	16	ROWE	28.125	2	16	ROWE	1:08.277	1:08.653	0.376
3	81	RUSSELL	17.734	36	GIBNEY	22.487	36	GIBNEY	28.175	3	81	RUSSELL	1:08.409	1:08.618	0.209
4	45	ASHDOWN	17.805	16	ROWE	22.497	81	RUSSELL	28.230	4	45	ASHDOWN	1:08.747	1:08.780	0.033
5	66	STRINGER	17.811	45	ASHDOWN	22.628	45	ASHDOWN	28.314	5	66	STRINGER	1:08.864	1:09.344	0.480
6	83	GODFREY	17.891	83	GODFREY	22.765	83	GODFREY	28.445	6	83	GODFREY	1:09.101	1:09.252	0.151
7	52	MURPHY	17.892	66	STRINGER	22.957	54	WOOD	28.453	7	54	WOOD	1:09.461	1:09.716	0.255
8	54	WOOD	18.029	54	WOOD	22.979	13	MCGURK	28.730	8	52	MURPHY	1:09.895	1:10.107	0.212
9	13	MCGURK	18.071	13	MCGURK	23.345	53	GILBERT	29.473	9	13	MCGURK	1:10.146	1:10.388	0.242
10	85	MICKLEWRIGHT	18.432	85	MICKLEWRIGHT	23.449	85	MICKLEWRIGHT	29.607	10	85	MICKLEWRIGHT	1:11.488	1:11.775	0.287
11	53	GILBERT	18.776	53	GILBERT	23.618	52	MURPHY	29.663	11	53	GILBERT	1:11.867	1:11.983	0.116
12	94	PLATTS	18.972	94	PLATTS	24.818	94	PLATTS	30.300	12	94	PLATTS	1:14.090	1:14.090	0.000
13	37	SELWYN	19.410	37	SELWYN	24.978	91	OWEN	30.960	13	37	SELWYN	1:15.710	1:16.127	0.417
14	91	OWEN	20.037	91	OWEN	25.577	37	SELWYN	31.322	14	91	OWEN	1:16.574	1:17.936	1.362
15	126	PICKETT	20.072	126	PICKETT	25.708	126	PICKETT	31.601	15	126	PICKETT	1:17.381	1:17.593	0.212
16										16	34	FINNIGAN		1:23.760	

HSCC Historic Road Sports Championship With Historic Touring Cars

QUALIFYING - RACE 10 - BEST SPEEDS

POS	INTERMEDIATE 1			INTERMEDIATE 2			FINISH LINE		
	NO	NAME	MPH	NO	NAME	MPH	NO	NAME	MPH
1				16	ROWE	120.6	52	MURPHY	113.3
2				36	GIBNEY	119.8	16	ROWE	110.9
3				52	MURPHY	119.1	36	GIBNEY	110.7
4				81	RUSSELL	118.3	81	RUSSELL	109.4
5				53	GILBERT	116.3	45	ASHDOWN	109.4
6				45	ASHDOWN	115.7	53	GILBERT	107.2
7				13	MCGURK	115.3	83	GODFREY	106.9
8				85	MICKLEWRIGHT	115.1	13	MCGURK	106.7
9				54	WOOD	112.9	85	MICKLEWRIGHT	106.7
10				83	GODFREY	111.4	54	WOOD	105.7
11				66	STRINGER	107.8	66	STRINGER	103.5
12				94	PLATTS	106.0	37	SELWYN	103.4
13				37	SELWYN	105.5	94	PLATTS	100.5
14				126	PICKETT	101.3	91	OWEN	98.0
15				91	OWEN	99.8	126	PICKETT	94.7
16									

HSCC Historic Road Sports Championship With Historic Touring Cars

QUALIFYING - RACE 10 - STATISTICS

Competitors Started	16
Planned Start	2024-10-13 @ 09:00:00.000
Actual Start	2024-10-13 @ 09:00:13.934
Finish Time	2024-10-13 @ 09:15:15.698
Track Length	1.6404mi.
Total Laps	176
Total Distance Covered	288.7215mi.

Session Fastest Lap History

NO	CL	NAME	LAP TIME	TIME OF DAY	LAP	VEHICLE
45	C	Rupert ASHDOWN	1:14.842	09:01:58.487	1	Lotus Elan S1
36	C	Frazer GIBNEY	1:14.296	09:02:00.221	1	Lotus Elan S1
81	C	Adrian RUSSELL	1:11.877	09:02:01.957	1	Lotus Elan S2
45	C	Rupert ASHDOWN	1:11.819	09:03:10.307	2	Lotus Elan S1
36	C	Frazer GIBNEY	1:10.463	09:03:10.683	2	Lotus Elan S1
81	C	Adrian RUSSELL	1:10.335	09:03:12.292	2	Lotus Elan S2
16	C	Robert ROWE	1:09.391	09:03:13.734	2	Lotus Elan S3
16	C	Robert ROWE	1:08.653	09:05:39.538	4	Lotus Elan S3
36	C	Frazer GIBNEY	1:08.516	09:15:55.539	13	Lotus Elan S1

Flag History

TYPE	TIME OF DAY
GREEN	09:00:13.934
FINISH	09:15:15.698

Flag Statistics

TYPE	COUNT	TOTAL LAPS	TOTAL TIME
Green	1	13	16:23.966
Red	0	0	0.000
Safety Car	0	0	0.000
FCY	0	0	0.000

HSCC Historic Road Sports Championship With Historic Touring Cars

QUALIFYING - RACE 10 - STATISTICS

CLASS : A

1 Starters

Fastest Lap History

NO	NAME	LAP TIME	TIME OF DAY	LAP	VEHICLE
52	Justin MURPHY	1:22.112	09:02:18.564	1	Bolwell Nagari
52	Justin MURPHY	1:15.556	09:03:34.120	2	Bolwell Nagari
52	Justin MURPHY	1:13.388	09:04:47.509	3	Bolwell Nagari
52	Justin MURPHY	1:12.498	09:06:00.007	4	Bolwell Nagari
52	Justin MURPHY	1:11.986	09:07:11.993	5	Bolwell Nagari
52	Justin MURPHY	1:11.205	09:08:23.198	6	Bolwell Nagari
52	Justin MURPHY	1:10.971	09:09:34.169	7	Bolwell Nagari
52	Justin MURPHY	1:10.821	09:10:44.990	8	Bolwell Nagari
52	Justin MURPHY	1:10.107	09:13:06.494	10	Bolwell Nagari

HSCC Historic Road Sports Championship With Historic Touring Cars

QUALIFYING - RACE 10 - STATISTICS

CLASS : C

9 Starters

Fastest Lap History

NO	NAME	LAP TIME	TIME OF DAY	LAP	VEHICLE
45	Rupert ASHDOWN	1:14.842	09:01:58.487	1	Lotus Elan S1
36	Frazer GIBNEY	1:14.296	09:02:00.221	1	Lotus Elan S1
81	Adrian RUSSELL	1:11.877	09:02:01.957	1	Lotus Elan S2
45	Rupert ASHDOWN	1:11.819	09:03:10.307	2	Lotus Elan S1
36	Frazer GIBNEY	1:10.463	09:03:10.683	2	Lotus Elan S1
81	Adrian RUSSELL	1:10.335	09:03:12.292	2	Lotus Elan S2
16	Robert ROWE	1:09.391	09:03:13.734	2	Lotus Elan S3
16	Robert ROWE	1:08.653	09:05:39.538	4	Lotus Elan S3
36	Frazer GIBNEY	1:08.516	09:15:55.539	13	Lotus Elan S1

HSCC Historic Road Sports Championship With Historic Touring Cars

QUALIFYING - RACE 10 - STATISTICS

CLASS : D

1 Starters

Fastest Lap History

NO	NAME	LAP TIME	TIME OF DAY	LAP	VEHICLE
126	Dennis PICKETT	1:20.942	09:02:24.604	1	MGB
126	Dennis PICKETT	1:18.234	09:03:42.838	2	MGB
126	Dennis PICKETT	1:17.593	09:05:00.431	3	MGB

HSCC Historic Road Sports Championship With Historic Touring Cars

QUALIFYING - RACE 10 - STATISTICS

CLASS : F

1 Starters

Fastest Lap History

NO	NAME	LAP TIME	TIME OF DAY	LAP	VEHICLE
91	Richard OWEN	1:25.718	09:02:28.718	1	Triumph TR2
91	Richard OWEN	1:17.936	09:03:46.652	2	Triumph TR2

HSCC Historic Road Sports Championship With Historic Touring Cars

QUALIFYING - RACE 10 - STATISTICS

CLASS : K2

1 Starters

Fastest Lap History

NO	NAME	LAP TIME	TIME OF DAY	LAP	VEHICLE
13	John MCGURK	1:15.783	09:02:00.071	1	Ford Lotus Cortina
13	John MCGURK	1:12.373	09:03:12.443	2	Ford Lotus Cortina
13	John MCGURK	1:11.873	09:04:24.316	3	Ford Lotus Cortina
13	John MCGURK	1:11.045	09:05:35.361	4	Ford Lotus Cortina
13	John MCGURK	1:10.952	09:06:46.313	5	Ford Lotus Cortina
13	John MCGURK	1:10.783	09:09:08.351	7	Ford Lotus Cortina
13	John MCGURK	1:10.667	09:12:40.967	10	Ford Lotus Cortina
13	John MCGURK	1:10.510	09:13:51.476	11	Ford Lotus Cortina
13	John MCGURK	1:10.388	09:15:01.865	12	Ford Lotus Cortina

HSCC Historic Road Sports Championship With Historic Touring Cars

QUALIFYING - RACE 10 - STATISTICS

CLASS : K3

1 Starters

Fastest Lap History

NO	NAME	LAP TIME	TIME OF DAY	LAP	VEHICLE
34	Peter FINNIGAN	1:25.253	09:02:31.766	1	Austin Mini Cooper S
34	Peter FINNIGAN	1:24.362	09:05:21.423	3	Austin Mini Cooper S
34	Peter FINNIGAN	1:23.760	09:06:45.183	4	Austin Mini Cooper S

HSCC Historic Road Sports Championship With Historic Touring Cars

QUALIFYING - RACE 10 - STATISTICS

CLASS : TC

1 Starters

Fastest Lap History

NO	NAME	LAP TIME	TIME OF DAY	LAP	VEHICLE
54	Neil WOOD	1:22.244	09:02:33.081	1	Ford Anglia 105E
54	Neil WOOD	1:14.778	09:03:47.860	2	Ford Anglia 105E
54	Neil WOOD	1:11.848	09:04:59.707	3	Ford Anglia 105E
54	Neil WOOD	1:10.066	09:06:09.773	4	Ford Anglia 105E
54	Neil WOOD	1:09.716	09:14:21.959	11	Ford Anglia 105E

HSCC Historic Road Sports Championship With Historic Touring Cars

QUALIFYING - RACE 10 - STATISTICS

CLASS : TE

1 Starters

Fastest Lap History


NO	NAME	LAP TIME	TIME OF DAY	LAP	VEHICLE
94	Steve PLATTS	1:23.262	09:02:32.364	1	Singer Chamois
94	Steve PLATTS	1:17.073	09:03:49.434	2	Singer Chamois
94	Steve PLATTS	1:14.090	09:05:03.525	3	Singer Chamois



HSCC Historic Road Sports Championship With Historic Touring Cars

RACE 10 - GRID (20 minutes)

ROW 8	16	1:23.760	34 Peter FINNIGAN	15	1:17.936	91 Richard OWEN
ROW 7		1:17.593	14 126 Dennis PICKETT		1:16.127	13 37 Mervyn SELWYN
ROW 6	12	1:14.090	94 Steve PLATTS	11	1:11.983	53 Adrian GILBERT
ROW 5		1:11.775	10 85 Peter MICKLEWRIGHT		1:10.388	9 13 John MCGURK
ROW 4	8	1:10.107	52 Justin MURPHY	7	1:09.716	54 Neil WOOD
ROW 3		1:09.344	6 66 Jonathan STRINGER		1:09.252	5 83 Mark GODFREY
ROW 2	4	1:08.780	45 Rupert ASHDOWN	3	1:08.653	16 Robert ROWE
ROW 1		1:08.618	2 81 Adrian RUSSELL		1:08.516	1 36 Frazer GIBNEY
Pole						



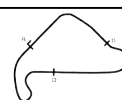
These results are provisional until the conclusion of any judicial and technical matters.

Silverstone National: 1.6404 miles

Clerk Of Course: Andy Dee-Crowne

Stewards:

Timekeeper: Nick Palmer





HSCC Historic Road Sports Championship With Historic Touring Cars

RACE 10 - CLASSIFICATION

Race Distance: 14 Laps / 22.96 miles

POS	NO	CL	PIC	NAME	ENTRY	LAPS	TIME	GAP	DIFF	MPH	BEST	ON	GRD	↑↓
1	16	C	1	Robert ROWE	Lotus Elan S3	14	20:18.451			67.85	1:08.316	4	3	2
2	36	C	2	Frazer GIBNEY	Lotus Elan S1	14	20:18.979	0.528	0.528	67.82	1:08.773	3	1	-1
3	66	C	3	Jonathan STRINGER	Lotus 7 S2	14	20:19.178	0.727	0.199	67.81	1:08.580	8	6	3
4	83	C	4	Mark GODFREY	Lotus 7	14	20:19.991	1.540	0.813	67.77	1:08.293	3	5	1
5	52	A	1	Justin MURPHY	Bolwell Nagari	14	20:22.018	3.567	2.027	67.65	1:08.939	7	8	3
6	45	C	5	Rupert ASHDOWN	Lotus Elan S1	14	20:25.987	7.536	3.969	67.43	1:08.556	8	4	-2
7	54	TC	1	Neil WOOD	Ford Anglia 105E	14	20:26.540	8.089	0.553	67.40	1:09.987	4	7	0
8	13	K2	1	John MCGURK	Ford Lotus Cortina	14	20:26.829	8.378	0.289	67.39	1:10.352	8	9	1
9	85	C	6	Peter MICKLEWRIGHT	Lotus Elan S1	14	20:27.606	9.155	0.777	67.35	1:10.627	8	10	1
10	53	C	7	Adrian GILBERT	Lotus Elan S3	14	20:29.180	10.729	1.574	67.26	1:11.078	2	11	1
11	94	TE	1	Steve PLATTS	Singer Chamois	14	20:29.590	11.139	0.410	67.24	1:12.275	3	12	1
12	91	F	1	Richard OWEN	Triumph TR2	13	20:21.309	1 Lap	1 Lap	62.86	1:15.954	4	15	3
13	126	D	1	Dennis PICKETT	MGB	13	20:25.310	1 Lap	4.001	62.65	1:17.367	2	14	1

NOT CLASSIFIED

DNF	81	C		Adrian RUSSELL	Lotus Elan S2	8	9:22.061	6 Laps	5 Laps	84.05	1:09.624	2	2	
DNF	37	C		Mervyn SELWYN	Lotus Elan S3	6	8:11.989	8 Laps	2 Laps	72.02	1:15.722	5	13	

NOT STARTED

NS	34	K3		Peter FINNIGAN	Austin Mini Cooper S									16
----	----	----	--	----------------	----------------------	--	--	--	--	--	--	--	--	----

FASTEST LAP

83	C			Mark GODFREY	Lotus 7	3	1:08.293			86.47 mph	139.16 kph			
52	A			Justin MURPHY	Bolwell Nagari	7	1:08.939			85.66 mph	137.86 kph			
54	TC			Neil WOOD	Ford Anglia 105E	4	1:09.987			84.38 mph	135.80 kph			
13	K2			John MCGURK	Ford Lotus Cortina	8	1:10.352			83.94 mph	135.09 kph			
94	TE			Steve PLATTS	Singer Chamois	3	1:12.275			81.71 mph	131.50 kph			
91	F			Richard OWEN	Triumph TR2	4	1:15.954			77.75 mph	125.13 kph			
126	D			Dennis PICKETT	MGB	2	1:17.367			76.33 mph	122.84 kph			

Comments:

*Car 81 requires a working transponder - Regulation Q12.8.1 refers.
A 30 second penalty will be applied if not working in the next race.

Weather / Track : Bright / Dry

These results are provisional until the conclusion of any judicial and technical matters.

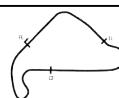
Date: 13/10/2024 Start: 11:13 Finish: 11:33

Silverstone National: 1.6404 miles

Clerk Of Course: Andy Dee-Crowne

Stewards:

Timekeeper: Nick Palmer



HSCC Historic Road Sports Championship With Historic Touring Cars

RACE 10 - LAP CHART

LAP 1 @ 11:14:38.409			LAP 2 @ 11:15:47.965			LAP 3 @ 11:16:56.738			LAP 4 @ 11:18:05.811			LAP 5 @ 11:19:14.687		
NO	BEHIND	LAP TIME	NO	BEHIND	LAP TIME	NO	BEHIND	LAP TIME	NO	BEHIND	LAP TIME	NO	BEHIND	LAP TIME
36		1:11.954	36		1:09.556	36		1:08.773	36		1:09.073	36		1:08.876
81	0.391	1:12.345	81	0.459	1:09.624	16	0.972	1:09.150	16	0.215	1:08.316	16	0.388	1:09.049
16	1.238	1:13.192	16	0.595	1:08.913	66	1.727	1:09.267	66	2.368	1:09.714	66	3.192	1:09.700
66	1.670	1:13.624	66	1.233	1:09.119	81	1.816	1:10.130	83	2.475	1:09.169	83	3.301	1:09.702
83	2.880	1:14.834	83	2.859	1:09.535	83	2.379	1:08.293	81	2.620	1:09.876	81	4.186	1:10.442
52	3.200	1:15.154	52	4.597	1:10.953	52	5.354	1:09.530	52	6.390	1:10.109	52	7.808	1:10.294
85	4.790	1:16.744	85	6.509	1:11.275	85	9.486	1:11.750	85	12.023	1:11.610	85	15.315	1:12.168
53	5.988	1:17.942	53	7.510	1:11.078	53	10.189	1:11.452	53	12.781	1:11.665	54	15.368	1:10.450
13	6.534	1:18.488	13	8.150	1:11.172	13	10.683	1:11.306	13	12.980	1:11.370	13	15.554	1:11.450
94	7.665	1:19.619	54	11.165	1:10.721	54	12.880	1:10.488	54	13.794	1:09.987	45	15.721	1:09.584
54	10.000	1:21.954	94	11.412	1:13.303	94	14.914	1:12.275	45	15.013	1:08.798	53	17.780	1:13.875
37	10.869	1:22.823	45	15.473	1:09.655	45	15.288	1:08.588	94	18.528	1:12.687	94	22.999	1:13.347
126	11.685	1:23.639	37	17.478	1:16.165	37	25.712	1:17.007	37	33.954	1:17.315	37	40.800	1:15.722
91	12.365	1:24.319	126	19.496	1:17.367	126	28.109	1:17.386	91	35.243	1:15.954	91	42.619	1:16.252
45	15.374	1:27.328	91	19.978	1:17.169	91	28.362	1:17.157	126	36.795	1:17.759	126	45.349	1:17.430

HSCC Historic Road Sports Championship With Historic Touring Cars

RACE 10 - LAP CHART

LAP 6 @ 11:20:23.570			LAP 7 @ 11:21:32.660			LAP 8 @ 11:22:42.024			LAP 9 @ 11:23:51.112			LAP 10 @ 11:25:14.998		
NO	BEHIND	LAP TIME	NO	BEHIND	LAP TIME	NO	BEHIND	LAP TIME	NO	BEHIND	LAP TIME	NO	BEHIND	LAP TIME
36		1:08.883	36		1:09.090	16		1:09.168	16		1:09.088	16		1:23.886
16	0.338	1:08.833	16	0.196	1:08.948	36	0.404	1:09.768	36	1.100	1:09.784	36	0.558	1:23.344
83	3.258	1:08.840	83	3.348	1:09.180	66	2.691	1:08.580	66	2.255	1:08.652	66	1.115	1:22.746
66	3.341	1:09.032	66	3.475	1:09.224	83	3.189	1:09.205	83	2.935	1:08.834	83	1.733	1:22.684
81	5.014	1:09.711	81	5.558	1:09.634	81	6.492	1:10.298	126	1 Lap	1:18.954	91	1 Lap	1:29.608
52	8.676	1:09.751	37	1 Lap	1:42.957 P	52	8.545	1:09.384	52	9.868	1:10.411	52	5.842	1:19.860
54	16.605	1:10.120	52	8.525	1:08.939	45	16.990	1:08.556	45	17.983	1:10.081	126	1 Lap	1:27.039
13	17.282	1:10.611	54	17.773	1:10.258	54	18.483	1:10.074	54	20.098	1:10.703	45	16.488	1:22.391
45	17.479	1:10.641	45	17.798	1:09.409	13	19.696	1:10.352	13	21.801	1:11.193	54	17.337	1:21.125
85	19.207	1:12.775	13	18.708	1:10.516	85	23.307	1:10.627	85	26.058	1:11.839	13	18.959	1:21.044
53	21.031	1:12.134	85	22.044	1:11.927	53	26.201	1:11.724	53	30.146	1:13.033	85	20.183	1:18.011
94	27.393	1:13.277	53	23.841	1:11.900	94	35.476	1:13.079	94	42.372	1:15.984	53	26.165	1:19.905
91	50.500	1:16.764	94	31.761	1:13.458	91	1:05.791	1:16.596				94	43.878	1:25.392
126	54.635	1:18.169	91	58.559	1:17.149									
			126	1:03.068	1:17.523									

HSCC Historic Road Sports Championship With Historic Touring Cars

RACE 10 - LAP CHART

LAP 11 @ 11:27:32.641			LAP 12 @ 11:30:02.196			LAP 13 @ 11:32:22.390			LAP 14 @ 11:33:44.906		
NO	BEHIND	LAP TIME	NO	BEHIND	LAP TIME	NO	BEHIND	LAP TIME	NO	BEHIND	LAP TIME
16		2:17.643	16		2:29.555	16		2:20.194	16		1:22.516
36	0.888	2:17.973	36	1.196	2:29.863	36	0.834	2:19.832	36	0.528	1:22.210
66	1.730	2:18.258	66	2.187	2:30.012	66	1.588	2:19.595	66	0.727	1:21.655
83	2.539	2:18.449	83	3.271	2:30.287	83	2.463	2:19.386	83	1.540	1:21.593
91	1 Lap	2:19.687	91	1 Lap	2:29.875	91	1 Lap	2:20.944	91	1 Lap	1:19.835
52	5.633	2:17.434	52	5.952	2:29.874	52	6.521	2:20.763	52	3.567	1:19.562
126	1 Lap	2:17.643	126	1 Lap	2:29.518	126	1 Lap	2:22.949	126	1 Lap	1:19.934
45	7.363	2:08.518	45	7.647	2:29.839	45	10.080	2:22.627	45	7.536	1:19.972
54	8.237	2:08.543	54	8.291	2:29.609	54	10.567	2:22.470	54	8.089	1:20.038
13	9.420	2:08.104	13	9.214	2:29.349	13	11.289	2:22.269	13	8.378	1:19.605
85	10.422	2:07.882	85	10.648	2:29.781	85	11.988	2:21.534	85	9.155	1:19.683
53	12.126	2:03.604	53	12.110	2:29.539	53	13.740	2:21.824	53	10.729	1:19.505
94	13.662	1:47.427	94	13.311	2:29.204	94	14.161	2:21.044	94	11.139	1:19.494
SC	10 Laps	2:29.431	SC	10 Laps	2:29.946	SC	10 Laps	1:22.500			

HSCC Historic Road Sports Championship With Historic Touring Cars

RACE 10 - POSITION CHART WITH INTERMEDIATES

No	Name	Lap		Intermediates																																	
		Pos	L0 - Int1-M	L0 - Int2-M	L1 - Finish	L1 - Int1-M	L1 - Int2-M	L2 - Finish	L2 - Int1-M	L2 - Int2-M	L3 - Finish	L3 - Int1-M	L3 - Int2-M	L4 - Finish	L4 - Int1-M	L4 - Int2-M	L5 - Finish	L5 - Int1-M	L5 - Int2-M	L6 - Finish	L6 - Int1-M	L6 - Int2-M	L7 - Finish	L7 - Int1-M	L7 - Int2-M	L8 - Finish	L8 - Int1-M	L8 - Int2-M	L9 - Finish	L9 - Int1-M	L9 - Int2-M	L10 - Finish	L10 - Int1-M	L10 - Int2-M			
36	GIBNEY	1	36	36	36	36	36	36	36	36	36	36	36	36	36	36	36	36	36	36	36	36	36	36	36	36	36	36	36	36	36	36	36	36	36	36	36
81	RUSSELL	2	66	16	81	16	16	81	16	16	16	16	16	16	16	16	16	16	16	16	16	16	16	16	36	36	36	36	36	36	36	36	36	36	36	36	36
16	ROWE	3	16	66	16	66	66	16	66	66	66	66	66	66	66	66	66	66	83	83	83	83	83	66	66	66	66	83	66	66	66	66	66	66	66	66	
45	ASHDOWN	4	52	52	66	83	52	66	83	83	81	83	83	83	83	83	83	83	66	66	66	66	66	83	83	83	83	66	83	83	83	83	83	83	83	83	
83	GODFREY	5	83	83	83	52	83	83	52	52	83	52	52	81	52	52	81	52	52	81	52	52	81	52	52	81	52	52	52	52	52	52	52	52	52	52	
66	STRINGER	6	85	85	52	85	85	52	85	85	52	85	85	52	85	85	52	54	54	52	54	54	52	45	45	52	45	45	45	45	45	45	45	45	45	45	
54	WOOD	7	13	53	85	53	53	85	53	53	85	53	53	85	13	13	85	13	13	54	13	13	54	54	54	45	54	54	54	54	54	54	54	54	54	54	
52	MURPHY	8	53	13	53	13	13	53	13	13	53	13	13	53	54	54	54	85	45	13	45	45	45	13	13	54	13	13	13	13	13	13	13	13	13	13	
13	MCGURK	9	94	94	13	94	94	13	54	54	13	54	54	13	53	45	13	45	85	45	85	85	13	85	85	13	85	85	85	85	85	85	85	85	85	85	
85	MICKLEWRIGHT	10	37	37	94	54	54	54	94	94	54	45	45	54	45	53	45	53	53	85	53	53	85	53	53	85	53	53	53	53	53	53	53	53	53	53	
53	GILBERT	11	126	126	54	37	37	94	45	45	94	94	94	45	94	94	53	94	94	53	94	94	53	94	94	53	94	94	94	94	94	94	94	94	94	94	
94	PLATTS	12	91	54	37	126	45	45	37	37	45	37	37	94	37	37	94	37	94	37	91	91	94	91	91	94	91	91	91	91	91	91	91	91	91	91	
37	SELWYN	13	54	91	126	91	126	37	126	126	37	91	91	37	91	91	37	91	91	37	91	126	126	91	126	126	91	126	126	91	126	126	126	126	126	126	
126	PICKETT	14	45	45	91	45	91	126	91	91	126	126	126	91	126	126	91	126	126	126	126	126	126	126	126	126	126	126	126	126	126	126	126	126	126	126	
91	OWEN	15	45	91	91	126	126																														
34	FINNIGAN	16																																			

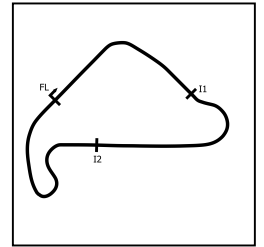
HSCC Historic Road Sports Championship With Historic Touring Cars

RACE 10 - POSITION CHART WITH INTERMEDIATES

No	Name	Lap												
		Pos	L11 - Finish	L11 - Int-M	L11 - Int2-M	L12 - Finish	L12 - Int-M	L12 - Int2-M	L13 - Finish	L13 - Int-M	L13 - Int2-M	L14 - Finish		
36	GIBNEY	1	16	16	16	16	16	16	16	16	16	16	16	
81	RUSSELL	2	36	36	36	36	36	36	36	36	36	36	36	
16	ROWE	3	66	66	66	66	66	66	66	66	66	66	66	
45	ASHDOWN	4	83	83	83	83	83	83	83	83	83	83	83	
83	GODFREY	5	52	52	52	52	52	52	52	52	52	52	52	
66	STRINGER	6	45	45	45	45	45	45	45	45	45	45	45	
54	WOOD	7	54	54	54	54	54	54	54	54	54	54	54	
52	MURPHY	8	13	13	13	13	13	13	13	13	13	13	13	
13	MCGURK	9	85	85	85	85	85	85	85	85	85	85	85	
85	MICKLEWRIGHT	10	53	53	53	53	53	53	53	53	53	53	53	
53	GILBERT	11	94	94	94	94	94	94	94	94	94	94	94	
94	PLATTS	12	91	91	91	91	91	91	91	91	91	91	91	
37	SELWYN	13	126	126	126	126	126	126	126	126	126	126	126	
126	PICKETT	14												
91	OWEN	15												
34	FINNIGAN	16												

HSCC Historic Road Sports Championship With Historic Touring Cars

RACE 10 - SECTOR ANALYSIS



SECTOR 1 = FL to I1, SECTOR 2 = I1 to I2, SECTOR 3 = I2 to FL, DIFF = Difference To Personal Best Lap, P = Crossed Finish Line in Pit Lane, D = Time Disallowed

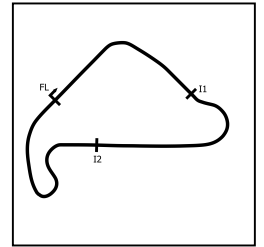
P1 16 C		Robert ROWE				Lotus Elan S3			
IDEAL LAP TIME : 1:08.240		BEST LAP TIME : 1:08.316				DIFFERENCE : 0.076			
LAP	SECTOR 1	SECTOR 2		SECTOR 3		LAP TIME	MPH	DIFF	TIME OF DAY
1 -		23.370	114.3	28.543	110.1	1:13.192	80.68	4.876	11:14:39.647
2 -	17.762	22.936	109.4	28.215	111.4	1:08.913 (3)	85.69	0.597	11:15:48.560
3 -	17.995	22.765	116.3	28.390	110.1	1:09.150	85.40	0.834	11:16:57.710
4 -	17.689	22.446	112.0	28.181	110.9	1:08.316 (1)	86.44		11:18:06.026
5 -	17.835	22.509	113.3	28.705	110.9	1:09.049	85.52	0.733	11:19:15.075
6 -	17.807	22.636	113.5	28.390	111.0	1:08.833 (2)	85.79	0.517	11:20:23.908
7 -	17.966	22.370	120.4	28.612	112.0	1:08.948	85.65	0.632	11:21:32.856
8 -	18.110	22.866	119.1	28.192	110.1	1:09.168	85.38	0.852	11:22:42.024
9 -	17.925	22.599	119.4	28.564	110.1	1:09.088	85.48	0.772	11:23:51.112
10 -	18.447	24.046	118.5	41.393	51.2	1:23.886	70.40	15.570	11:25:14.998
11 -	33.730	50.639	40.7	53.274	41.9	2:17.643	42.90	1:09.327	11:27:32.641
12 -	41.928	50.920	43.5	56.707	41.0	2:29.555	39.48	1:21.239	11:30:02.196
13 -	46.642	52.167	47.0	41.385	83.0	2:20.194	42.12	1:11.878	11:32:22.390
14 -	22.652	26.284	96.8	33.580	90.7	1:22.516	71.56	14.200	11:33:44.906

P2 36 C		Frazer GIBNEY				Lotus Elan S1			
IDEAL LAP TIME : 1:08.519		BEST LAP TIME : 1:08.773				DIFFERENCE : 0.254			
LAP	SECTOR 1	SECTOR 2		SECTOR 3		LAP TIME	MPH	DIFF	TIME OF DAY
1 -		23.120	116.9	28.406	109.4	1:11.954	82.07	3.181	11:14:38.409
2 -	18.276	22.888	117.9	28.392	109.2	1:09.556	84.90	0.783	11:15:47.965
3 -	18.082	22.529	118.5	28.162	109.2	1:08.773 (1)	85.87		11:16:56.738
4 -	18.070	22.638	118.3	28.365	108.7	1:09.073	85.49	0.300	11:18:05.811
5 -	17.828	22.594	118.1	28.454	109.4	1:08.876 (2)	85.74	0.103	11:19:14.687
6 -	17.911	22.683	118.3	28.289	109.0	1:08.883 (3)	85.73	0.110	11:20:23.570
7 -	17.962	22.623	118.5	28.505	107.6	1:09.090	85.47	0.317	11:21:32.660
8 -	18.449	22.923	120.2	28.396	111.0	1:09.768	84.64	0.995	11:22:42.428
9 -	18.094	22.865	117.9	28.825	109.6	1:09.784	84.62	1.011	11:23:52.212
10 -	18.476	23.737	110.7	41.131	52.6	1:23.344	70.85	14.571	11:25:15.556
11 -	33.987	51.122	44.4	52.864	42.2	2:17.973	42.80	1:09.200	11:27:33.529
12 -	42.265	50.998	45.3	56.600	39.8	2:29.863	39.40	1:21.090	11:30:03.392
13 -	46.796	52.179	46.3	40.857	85.9	2:19.832	42.23	1:11.059	11:32:23.224
14 -	22.561	26.088	103.7	33.561	86.4	1:22.210	71.83	13.437	11:33:45.434

P3 66 C		Jonathan STRINGER				Lotus 7 S2			
IDEAL LAP TIME : 1:08.552		BEST LAP TIME : 1:08.580				DIFFERENCE : 0.028			
LAP	SECTOR 1	SECTOR 2		SECTOR 3		LAP TIME	MPH	DIFF	TIME OF DAY
1 -		23.566	104.5	28.791	103.5	1:13.624	80.21	5.044	11:14:40.079
2 -	17.955	22.986	107.2	28.178	103.8	1:09.119	85.44	0.539	11:15:49.198
3 -	17.855	23.166	109.1	28.246	102.9	1:09.267	85.25	0.687	11:16:58.465
4 -	18.438	23.032	105.0	28.244	102.2	1:09.714	84.71	1.134	11:18:08.179
5 -	18.579	23.173	105.8	27.948	102.2	1:09.700	84.72	1.120	11:19:17.879
6 -	18.193	23.042	104.6	27.797	106.5	1:09.032 (3)	85.54	0.452	11:20:26.911
7 -	18.199	23.217	105.5	27.808	107.2	1:09.224	85.31	0.644	11:21:36.135
8 -	17.844	22.977	106.0	27.759	102.5	1:08.580 (1)	86.11		11:22:44.715
9 -	17.873	22.949	107.0	27.830	103.7	1:08.652 (2)	86.02	0.072	11:23:53.367
10 -	18.223	23.976	107.8	40.547	52.1	1:22.746	71.37	14.166	11:25:16.113
11 -	34.217	51.297	40.6	52.744	43.3	2:18.258	42.71	1:09.678	11:27:34.371
12 -	42.737	52.005	40.2	55.270	42.2	2:30.012	39.36	1:21.432	11:30:04.383
13 -	47.302	51.860	44.0	40.433	86.1	2:19.595	42.30	1:11.015	11:32:23.978
14 -	22.368	26.229	106.6	33.058	89.1	1:21.655	72.32	13.075	11:33:45.633

HSCC Historic Road Sports Championship With Historic Touring Cars

RACE 10 - SECTOR ANALYSIS



SECTOR 1 = FL to I1, SECTOR 2 = I1 to I2, SECTOR 3 = I2 to FL, DIFF = Difference To Personal Best Lap, P = Crossed Finish Line in Pit Lane, D = Time Disallowed

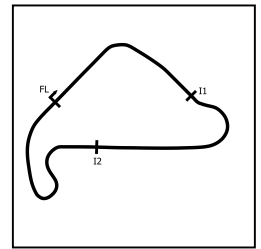
P4 83 C		Mark GODFREY		Lotus 7					
IDEAL LAP TIME : 1:07.942		BEST LAP TIME : 1:08.293		DIFFERENCE : 0.351					
LAP	SECTOR 1	SECTOR 2		SECTOR 3		LAP TIME	MPH	DIFF	TIME OF DAY
1 -		23.583	110.5	28.583	105.7	1:14.834	78.91	6.541	11:14:41.289
2 -	18.499	23.037	110.0	27.999	106.5	1:09.535	84.93	1.242	11:15:50.824
3 -	17.753	22.816	111.6	27.724	107.8	1:08.293 (1)	86.47		11:16:59.117
4 -	18.064	23.066	111.2	28.039	106.5	1:09.169	85.38	0.876	11:18:08.286
5 -	18.785	22.872	111.4	28.045	107.4	1:09.702	84.72	1.409	11:19:17.988
6 -	18.137	22.789	111.1	27.914	106.7	1:08.840 (3)	85.78	0.547	11:20:26.828
7 -	18.236	23.079	110.1	27.865	105.5	1:09.180	85.36	0.887	11:21:36.008
8 -	18.072	22.888	111.4	28.245	107.6	1:09.205	85.33	0.912	11:22:45.213
9 -	17.549	22.669	111.8	28.616	106.9	1:08.834 (2)	85.79	0.541	11:23:54.047
10 -	18.336	24.150	107.7	40.198	51.7	1:22.684	71.42	14.391	11:25:16.731
11 -	34.391	51.805	42.9	52.253	44.9	2:18.449	42.65	1:10.156	11:27:35.180
12 -	42.783	52.571	39.1	54.933	41.1	2:30.287	39.29	1:21.994	11:30:05.467
13 -	47.332	51.915	44.1	40.139	84.0	2:19.386	42.36	1:11.093	11:32:24.853
14 -	22.476	26.316	99.7	32.801	84.6	1:21.593	72.37	13.300	11:33:46.446

P5 52 A		Justin MURPHY		Bolwell Nagari					
IDEAL LAP TIME : 1:08.487		BEST LAP TIME : 1:08.939		DIFFERENCE : 0.452					
LAP	SECTOR 1	SECTOR 2		SECTOR 3		LAP TIME	MPH	DIFF	TIME OF DAY
1 -		23.282	104.3	30.122	107.1	1:15.154	78.58	6.215	11:14:41.609
2 -	18.767	22.439	108.9	29.747	112.6	1:10.953	83.23	2.014	11:15:52.562
3 -	17.710	22.404	112.4	29.416	111.6	1:09.530 (3)	84.93	0.591	11:17:02.092
4 -	18.003	22.418	114.5	29.688	109.2	1:10.109	84.23	1.170	11:18:12.201
5 -	18.040	22.163	113.1	30.091	109.4	1:10.294	84.01	1.355	11:19:22.495
6 -	18.465	22.336	115.7	28.950	115.1	1:09.751	84.66	0.812	11:20:32.246
7 -	17.698	21.839	117.9	29.402	111.6	1:08.939 (1)	85.66		11:21:41.185
8 -	17.778	22.204	118.3	29.402	110.5	1:09.384 (2)	85.11	0.445	11:22:50.569
9 -	18.250	22.797	114.3	29.364	111.8	1:10.411	83.87	1.472	11:24:00.980
10 -	19.117	23.636	101.3	37.107	68.5	1:19.860	73.95	10.921	11:25:20.840
11 -	32.023	52.854	45.3	52.557	42.6	2:17.434	42.97	1:08.495	11:27:38.274
12 -	41.637	53.248	36.0	54.989	39.3	2:29.874	39.40	1:20.935	11:30:08.148
13 -	47.277	52.993	43.5	40.493	91.9	2:20.763	41.95	1:11.824	11:32:28.911
14 -	20.772	27.091	89.5	31.699	88.8	1:19.562	74.22	10.623	11:33:48.473

P6 45 C		Rupert ASHDOWN		Lotus Elan S1					
IDEAL LAP TIME : 1:08.337		BEST LAP TIME : 1:08.556		DIFFERENCE : 0.219					
LAP	SECTOR 1	SECTOR 2		SECTOR 3		LAP TIME	MPH	DIFF	TIME OF DAY
1 -		23.373	117.1	28.509	109.6	1:27.328	67.62	18.772	11:14:53.783
2 -	17.832	23.178	117.7	28.645	108.8	1:09.655	84.78	1.099	11:16:03.438
3 -	17.816	22.689	119.1	28.083	110.7	1:08.588 (2)	86.10	0.032	11:17:12.026
4 -	18.006	22.750	119.4	28.042	110.1	1:08.798 (3)	85.84	0.242	11:18:20.824
5 -	17.818	23.216	118.3	28.550	109.2	1:09.584	84.87	1.028	11:19:30.408
6 -	19.198	23.192	119.1	28.251	110.7	1:10.641	83.60	2.085	11:20:41.049
7 -	18.398	22.912	119.1	28.099	109.2	1:09.409	85.08	0.853	11:21:50.458
8 -	17.669	22.626	118.5	28.261	109.6	1:08.556 (1)	86.14		11:22:59.014
9 -	17.872	24.017	118.1	28.192	109.9	1:10.081	84.26	1.525	11:24:09.095
10 -	19.433	29.025	71.7	33.933	74.0	1:22.391	71.67	13.835	11:25:31.486
11 -	24.492	52.201	41.7	51.825	39.8	2:08.518	45.95	59.962	11:27:40.004
12 -	41.560	53.507	33.5	54.772	37.3	2:29.839	39.41	1:21.283	11:30:09.843
13 -	47.784	53.158	43.1	41.685	85.2	2:22.627	41.40	1:14.071	11:32:32.470
14 -	21.546	25.896	99.1	32.530	87.4	1:19.972	73.84	11.416	11:33:52.442

HSCC Historic Road Sports Championship With Historic Touring Cars

RACE 10 - SECTOR ANALYSIS



SECTOR 1 = FL to I1, SECTOR 2 = I1 to I2, SECTOR 3 = I2 to FL, DIFF = Difference To Personal Best Lap, P = Crossed Finish Line in Pit Lane, D = Time Disallowed

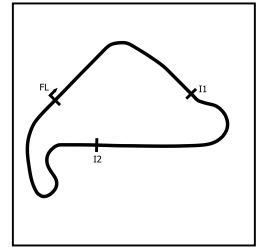
P7 54 TC Neil WOOD		Ford Anglia 105E							
IDEAL LAP TIME : 1:09.845		BEST LAP TIME : 1:09.987		DIFFERENCE : 0.142					
LAP	SECTOR 1	SECTOR 2		SECTOR 3		LAP TIME	MPH	DIFF	TIME OF DAY
1 -	OUTLAP	24.056	111.1	29.798	104.2	1:21.954	72.06	11.967	11:14:48.409
2 -	18.339	23.477	112.5	28.905	105.2	1:10.721	83.50	0.734	11:15:59.130
3 -	18.316	23.423	112.2	28.749	105.5	1:10.488	83.78	0.501	11:17:09.618
4 -	18.220	23.158	112.7	28.609	105.9	1:09.987 (1)	84.38		11:18:19.605
5 -	18.246	23.165	113.5	29.039	104.5	1:10.450	83.82	0.463	11:19:30.055
6 -	18.268	23.256	112.2	28.596	105.3	1:10.120 (3)	84.22	0.133	11:20:40.175
7 -	18.138	23.505	111.8	28.615	103.7	1:10.258	84.05	0.271	11:21:50.433
8 -	18.091	23.187	112.5	28.796	105.2	1:10.074 (2)	84.27	0.087	11:23:00.507
9 -	18.100	23.957	112.2	28.646	105.2	1:10.703	83.52	0.716	11:24:11.210
10 -	18.373	28.820	79.6	33.932	76.3	1:21.125	72.79	11.138	11:25:32.335
11 -	25.017	51.414	42.5	52.112	39.9	2:08.543	45.94	58.556	11:27:40.878
12 -	41.498	53.467	32.4	54.644	36.7	2:29.609	39.47	1:19.622	11:30:10.487
13 -	48.141	53.124	39.6	41.205	87.1	2:22.470	41.45	1:12.483	11:32:32.957
14 -	21.483	26.209	92.4	32.346	80.3	1:20.038	73.78	10.051	11:33:52.995

P8 13 K2 John MCGURK		Ford Lotus Cortina							
IDEAL LAP TIME : 1:09.833		BEST LAP TIME : 1:10.352		DIFFERENCE : 0.519					
LAP	SECTOR 1	SECTOR 2		SECTOR 3		LAP TIME	MPH	DIFF	TIME OF DAY
1 -		24.337	109.1	30.362	105.7	1:18.488	75.24	8.136	11:14:44.943
2 -	18.435	23.667	113.7	29.070	106.4	1:11.172	82.97	0.820	11:15:56.115
3 -	18.414	23.756	113.9	29.136	106.2	1:11.306	82.82	0.954	11:17:07.421
4 -	18.262	23.600	112.4	29.508	106.4	1:11.370	82.74	1.018	11:18:18.791
5 -	18.482	23.386	114.9	29.582	106.9	1:11.450	82.65	1.098	11:19:30.241
6 -	18.616	23.489	116.5	28.506	107.4	1:10.611 (3)	83.63	0.259	11:20:40.852
7 -	18.277	23.228	113.5	29.011	106.9	1:10.516 (2)	83.74	0.164	11:21:51.368
8 -	18.099	23.262	115.7	28.991	105.9	1:10.352 (1)	83.94		11:23:01.720
9 -	18.267	24.101	115.5	28.825	106.5	1:11.193	82.95	0.841	11:24:12.913
10 -	18.172	28.716	64.1	34.156	88.5	1:21.044	72.86	10.692	11:25:33.957
11 -	24.377	51.649	41.7	52.078	38.7	2:08.104	46.10	57.752	11:27:42.061
12 -	41.434	53.455	33.5	54.460	40.1	2:29.349	39.54	1:18.997	11:30:11.410
13 -	48.156	53.589	39.7	40.524	86.9	2:22.269	41.51	1:11.917	11:32:33.679
14 -	21.215	26.223	86.9	32.167	79.6	1:19.605	74.18	9.253	11:33:53.284

P9 85 C Peter MICKLEWRIGHT		Lotus Elan S1							
IDEAL LAP TIME : 1:10.488		BEST LAP TIME : 1:10.627		DIFFERENCE : 0.139					
LAP	SECTOR 1	SECTOR 2		SECTOR 3		LAP TIME	MPH	DIFF	TIME OF DAY
1 -		23.733	113.1	29.493	105.5	1:16.744	76.95	6.117	11:14:43.199
2 -	18.397	23.410	115.5	29.468	105.2	1:11.275 (2)	82.85	0.648	11:15:54.474
3 -	18.673	23.622	115.1	29.455	107.1	1:11.750	82.30	1.123	11:17:06.224
4 -	18.485	23.489	114.5	29.636	105.7	1:11.610 (3)	82.46	0.983	11:18:17.834
5 -	18.672	23.715	110.9	29.781	102.5	1:12.168	81.83	1.541	11:19:30.002
6 -	19.353	24.236	112.0	29.186	106.5	1:12.775	81.14	2.148	11:20:42.777
7 -	18.444	24.255	112.2	29.228	106.2	1:11.927	82.10	1.300	11:21:54.704
8 -	18.536	23.157	113.5	28.934	106.7	1:10.627 (1)	83.61		11:23:05.331
9 -	18.445	24.157	112.7	29.237	106.9	1:11.839	82.20	1.212	11:24:17.170
10 -	18.800	26.286	67.0	32.925	86.4	1:18.011	75.70	7.384	11:25:35.181
11 -	24.808	51.277	40.2	51.797	39.0	2:07.882	46.18	57.255	11:27:43.063
12 -	41.670	53.355	33.4	54.756	40.7	2:29.781	39.42	1:19.154	11:30:12.844
13 -	47.655	53.573	41.1	40.306	84.2	2:21.534	41.72	1:10.907	11:32:34.378
14 -	21.340	26.273	87.6	32.070	79.0	1:19.683	74.11	9.056	11:33:54.061

HSCC Historic Road Sports Championship With Historic Touring Cars

RACE 10 - SECTOR ANALYSIS



SECTOR 1 = FL to I1, SECTOR 2 = I1 to I2, SECTOR 3 = I2 to FL, DIFF = Difference To Personal Best Lap, P = Crossed Finish Line in Pit Lane, D = Time Disallowed

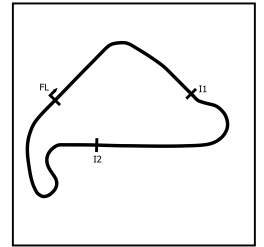
P10 53 C		Adrian GILBERT				Lotus Elan S3			
IDEAL LAP TIME : 1:10.870		BEST LAP TIME : 1:11.078				DIFFERENCE : 0.208			
LAP	SECTOR 1	SECTOR 2		SECTOR 3		LAP TIME	MPH	DIFF	TIME OF DAY
1 -		24.247	111.4	29.843	105.7	1:17.942	75.76	6.864	11:14:44.397
2 -	18.699	23.362	117.3	29.017	106.9	1:11.078 (1)	83.08		11:15:55.475
3 -	18.659	23.550	116.5	29.243	107.6	1:11.452 (2)	82.65	0.374	11:17:06.927
4 -	18.546	23.474	117.7	29.645	105.9	1:11.665 (3)	82.40	0.587	11:18:18.592
5 -	19.365	24.207	102.4	30.303	106.5	1:13.875	79.94	2.797	11:19:32.467
6 -	19.269	23.560	113.3	29.305	107.2	1:12.134	81.87	1.056	11:20:44.601
7 -	18.512	23.904	114.9	29.484	107.2	1:11.900	82.13	0.822	11:21:56.501
8 -	18.872	23.341	116.1	29.511	106.5	1:11.724	82.33	0.646	11:23:08.225
9 -	18.837	24.801	114.7	29.395	107.4	1:13.033	80.86	1.955	11:24:21.258
10 -	18.720	28.035	90.4	33.150	88.8	1:19.905	73.90	8.827	11:25:41.163
11 -	22.684	49.055	39.2	51.865	38.9	2:03.604	47.77	52.526	11:27:44.767
12 -	41.417	53.750	36.3	54.372	39.6	2:29.539	39.49	1:18.461	11:30:14.306
13 -	47.600	53.357	40.9	40.867	85.5	2:21.824	41.64	1:10.746	11:32:36.130
14 -	21.245	26.142	89.4	32.118	87.3	1:19.505	74.28	8.427	11:33:55.635

P11 94 TE		Steve PLATTS				Singer Chamois			
IDEAL LAP TIME : 1:11.985		BEST LAP TIME : 1:12.275				DIFFERENCE : 0.290			
LAP	SECTOR 1	SECTOR 2		SECTOR 3		LAP TIME	MPH	DIFF	TIME OF DAY
1 -		24.587	107.5	30.424	99.9	1:19.619	74.17	7.344	11:14:46.074
2 -	19.105	24.238	107.5	29.960	100.2	1:13.303	80.56	1.028	11:15:59.377
3 -	18.406	24.302	108.0	29.567	100.5	1:12.275 (1)	81.71		11:17:11.652
4 -	19.048	24.012	106.6	29.627	99.6	1:12.687 (2)	81.24	0.412	11:18:24.339
5 -	19.084	24.360	106.3	29.903	99.6	1:13.347	80.51	1.072	11:19:37.686
6 -	18.966	24.484	106.1	29.827	99.9	1:13.277	80.59	1.002	11:20:50.963
7 -	18.781	24.627	106.1	30.050	99.7	1:13.458	80.39	1.183	11:22:04.421
8 -	18.911	24.163	107.2	30.005	99.1	1:13.079 (3)	80.81	0.804	11:23:17.500
9 -	18.939	26.538	106.3	30.507	98.8	1:15.984	77.72	3.709	11:24:33.484
10 -	22.110	29.087	94.1	34.195	86.8	1:25.392	69.15	13.117	11:25:58.876
11 -	21.444	34.235	44.7	51.748	37.7	1:47.427	54.97	35.152	11:27:46.303
12 -	41.302	53.746	36.8	54.156	41.6	2:29.204	39.58	1:16.929	11:30:15.507
13 -	47.960	53.254	42.9	39.830	82.3	2:21.044	41.87	1:08.769	11:32:36.551
14 -	21.738	25.980	96.0	31.776	81.0	1:19.494	74.29	7.219	11:33:56.045

P12 91 F		Richard OWEN				Triumph TR2			
IDEAL LAP TIME : 1:15.254		BEST LAP TIME : 1:15.954				DIFFERENCE : 0.700			
LAP	SECTOR 1	SECTOR 2		SECTOR 3		LAP TIME	MPH	DIFF	TIME OF DAY
1 -		26.398	95.5	31.057	95.7	1:24.319	70.03	8.365	11:14:50.774
2 -	19.928	25.411	94.5	31.830	98.7	1:17.169	76.52	1.215	11:16:07.943
3 -	20.314	25.445	101.2	31.398	97.4	1:17.157	76.54	1.203	11:17:25.100
4 -	19.535	24.891	100.1	31.528	98.8	1:15.954 (1)	77.75		11:18:41.054
5 -	19.749	25.675	98.3	30.828	99.6	1:16.252 (2)	77.44	0.298	11:19:57.306
6 -	19.816	25.746	95.5	31.202	96.5	1:16.764	76.93	0.810	11:21:14.070
7 -	20.070	26.016	96.6	31.063	95.4	1:17.149	76.54	1.195	11:22:31.219
8 -	19.709	25.720	92.5	31.167	96.7	1:16.596 (3)	77.10	0.642	11:23:47.815
9 -	20.125	26.528	87.6	42.955	50.0	1:29.608	65.90	13.654	11:25:17.423
10 -	34.778	52.152	44.8	52.757	41.2	2:19.687	42.27	1:03.733	11:27:37.110
11 -	41.738	53.147	39.0	54.990	38.0	2:29.875	39.40	1:13.921	11:30:06.985
12 -	47.420	52.363	47.3	41.161	89.4	2:20.944	41.90	1:04.990	11:32:27.929
13 -	20.886	27.187	86.1	31.762	86.0	1:19.835	73.97	3.881	11:33:47.764

HSCC Historic Road Sports Championship With Historic Touring Cars

RACE 10 - SECTOR ANALYSIS



SECTOR 1 = FL to I1, SECTOR 2 = I1 to I2, SECTOR 3 = I2 to FL, DIFF = Difference To Personal Best Lap, P = Crossed Finish Line in Pit Lane, D = Time Disallowed

P13 126 D		Dennis PICKETT				MGB			
IDEAL LAP TIME : 1:17.119		BEST LAP TIME : 1:17.367				DIFFERENCE : 0.248			
LAP	SECTOR 1	SECTOR 2		SECTOR 3		LAP TIME	MPH	DIFF	TIME OF DAY
1 -		25.949	101.3	32.036	95.1	1:23.639	70.60	6.272	11:14:50.094
2 -	19.994	25.670	101.8	31.703	94.2	1:17.367 (1)	76.33		11:16:07.461
3 -	20.234	25.661	101.3	31.491	93.5	1:17.386 (2)	76.31	0.019	11:17:24.847
4 -	20.305	25.666	100.0	31.788	94.3	1:17.759	75.94	0.392	11:18:42.606
5 -	20.184	25.691	101.9	31.555	94.3	1:17.430 (3)	76.27	0.063	11:20:00.036
6 -	20.042	25.928	93.2	32.199	93.4	1:18.169	75.55	0.802	11:21:18.205
7 -	20.240	25.634	99.5	31.649	92.6	1:17.523	76.17	0.156	11:22:35.728
8 -	20.568	25.798	99.4	32.588	92.7	1:18.954	74.79	1.587	11:23:54.682
9 -	22.072	27.520	92.5	37.447	67.0	1:27.039	67.85	9.672	11:25:21.721
10 -	32.359	52.853	45.4	52.431	40.9	2:17.643	42.90	1:00.276	11:27:39.364
11 -	41.370	53.268	34.9	54.880	38.2	2:29.518	39.49	1:12.151	11:30:08.882
12 -	47.683	53.075	43.9	42.191	84.8	2:22.949	41.31	1:05.582	11:32:31.831
13 -	21.461	26.032	94.9	32.441	92.1	1:19.934	73.88	2.567	11:33:51.765

P14 81 C		Adrian RUSSELL				Lotus Elan S2			
IDEAL LAP TIME :		BEST LAP TIME : 1:09.624				DIFFERENCE :			
LAP	SECTOR 1	SECTOR 2		SECTOR 3		LAP TIME	MPH	DIFF	TIME OF DAY
1 -						1:12.345	81.63	2.721	11:14:38.800
2 -						1:09.624 (1)	84.82		11:15:48.424
3 -						1:10.130	84.20	0.506	11:16:58.554
4 -						1:09.876	84.51	0.252	11:18:08.431
5 -						1:10.442	83.83	0.818	11:19:18.873
6 -						1:09.711 (3)	84.71	0.087	11:20:28.584
7 -						1:09.634 (2)	84.81	0.010	11:21:38.218
8 -						1:10.298	84.00	0.674	11:22:48.516

P15 37 C		Mervyn SELWYN				Lotus Elan S3			
IDEAL LAP TIME : 1:15.179		BEST LAP TIME : 1:15.722				DIFFERENCE : 0.543			
LAP	SECTOR 1	SECTOR 2		SECTOR 3		LAP TIME	MPH	DIFF	TIME OF DAY
1 -		26.008	102.4	31.803	100.8	1:22.823	71.30	7.101	11:14:49.278
2 -	19.236	25.285	101.3	31.644	99.0	1:16.165 (2)	77.53	0.443	11:16:05.443
3 -	20.000	25.208	97.6	31.799	99.9	1:17.007 (3)	76.69	1.285	11:17:22.450
4 -	19.925	25.409	94.3	31.981	101.4	1:17.315	76.38	1.593	11:18:39.765
5 -	19.711	25.276	102.7	30.735	100.1	1:15.722 (1)	77.99		11:19:55.487
6 -	20.283	28.585	73.7	IN PIT		1:42.957 P	57.36	27.235	11:21:38.444

HSCC Historic Road Sports Championship With Historic Touring Cars

RACE 10 - BEST SECTORS

SECTOR 1			SECTOR 2			SECTOR 3			IDEAL / BEST COMPARISON						
POS	NO	NAME	TIME	NO	NAME	TIME	NO	NAME	TIME	POS	NO	NAME	IDEAL	BEST	DIFF
													PERFECT LAP	1:07.112	
1	83	GODFREY	17.549	52	MURPHY	21.839	83	GODFREY	27.724	1	83	GODFREY	1:07.942	1:08.293	0.351
2	45	ASHDOWN	17.669	16	ROWE	22.370	66	STRINGER	27.759	2	16	ROWE	1:08.240	1:08.316	0.076
3	16	ROWE	17.689	36	GIBNEY	22.529	45	ASHDOWN	28.042	3	45	ASHDOWN	1:08.337	1:08.556	0.219
4	52	MURPHY	17.698	45	ASHDOWN	22.626	36	GIBNEY	28.162	4	52	MURPHY	1:08.487	1:08.939	0.452
5	36	GIBNEY	17.828	83	GODFREY	22.669	16	ROWE	28.181	5	36	GIBNEY	1:08.519	1:08.773	0.254
6	66	STRINGER	17.844	66	STRINGER	22.949	13	MCGURK	28.506	6	66	STRINGER	1:08.552	1:08.580	0.028
7	54	WOOD	18.091	85	MICKLEWRIGHT	23.157	54	WOOD	28.596	7	13	MCGURK	1:09.833	1:10.352	0.519
8	13	MCGURK	18.099	54	WOOD	23.158	85	MICKLEWRIGHT	28.934	8	54	WOOD	1:09.845	1:09.987	0.142
9	85	MICKLEWRIGHT	18.397	13	MCGURK	23.228	52	MURPHY	28.950	9	85	MICKLEWRIGHT	1:10.488	1:10.627	0.139
10	94	PLATTS	18.406	53	GILBERT	23.341	53	GILBERT	29.017	10	53	GILBERT	1:10.870	1:11.078	0.208
11	53	GILBERT	18.512	94	PLATTS	24.012	94	PLATTS	29.567	11	94	PLATTS	1:11.985	1:12.275	0.290
12	37	SELWYN	19.236	91	OWEN	24.891	37	SELWYN	30.735	12	37	SELWYN	1:15.179	1:15.722	0.543
13	91	OWEN	19.535	37	SELWYN	25.208	91	OWEN	30.828	13	91	OWEN	1:15.254	1:15.954	0.700
14	126	PICKETT	19.994	126	PICKETT	25.634	126	PICKETT	31.491	14	126	PICKETT	1:17.119	1:17.367	0.248
15										15	81	RUSSELL		1:09.624	

HSCC Historic Road Sports Championship With Historic Touring Cars

RACE 10 - BEST SPEEDS

POS	INTERMEDIATE 1			INTERMEDIATE 2			FINISH LINE		
	NO	NAME	MPH	NO	NAME	MPH	NO	NAME	MPH
1				16	ROWE	120.4	52	MURPHY	115.1
2				36	GIBNEY	120.2	16	ROWE	112.0
3				45	ASHDOWN	119.4	36	GIBNEY	111.0
4				52	MURPHY	118.3	45	ASHDOWN	110.7
5				53	GILBERT	117.7	83	GODFREY	107.8
6				13	MCGURK	116.5	53	GILBERT	107.6
7				85	MICKLEWRIGHT	115.5	13	MCGURK	107.4
8				54	WOOD	113.5	66	STRINGER	107.2
9				83	GODFREY	111.8	85	MICKLEWRIGHT	107.1
10				66	STRINGER	109.1	54	WOOD	105.9
11				94	PLATTS	108.0	37	SELWYN	101.4
12				37	SELWYN	102.7	94	PLATTS	100.5
13				126	PICKETT	101.9	91	OWEN	99.6
14				91	OWEN	101.2	126	PICKETT	95.1
15									
16									

HSCC Historic Road Sports Championship With Historic Touring Cars

RACE 10 - STATISTICS

Competitors Started 15
Planned Start 2024-10-13 @ 11:20:00.000
Actual Start 2024-10-13 @ 11:13:26.454
Finish Time 2024-10-13 @ 11:33:43.284
Track Length 1.6404mi.
Total Laps 197
Total Distance Covered 323.1712mi.

Session Fastest Lap History

NO	CL	NAME	LAP TIME	TIME OF DAY	LAP	VEHICLE
36	C	Frazer GIBNEY	1:11.954	11:14:38.400	1	Lotus Elan S1
36	C	Frazer GIBNEY	1:09.556	11:15:47.955	2	Lotus Elan S1
16	C	Robert ROWE	1:08.913	11:15:48.553	2	Lotus Elan S3
36	C	Frazer GIBNEY	1:08.773	11:16:56.729	3	Lotus Elan S1
83	C	Mark GODFREY	1:08.293	11:16:59.111	3	Lotus 7

Session Leader History

NO	CL	NAME	FROM LAP	LAPS LED	DISTANCE	VEHICLE
36	C	Frazer GIBNEY	1	7	11.48 miles	Lotus Elan S1
16	C	Robert ROWE	8	7	11.48 miles	Lotus Elan S3

Flag History

TYPE	TIME OF DAY
GREEN	11:13:26.454
SAFETY	11:24:49.956
FINISH	11:33:43.284

Flag Statistics

TYPE	COUNT	TOTAL LAPS	TOTAL TIME
Green	1	9	11:23.501
Red	0	0	0.000
Safety Car	1	4	8:53.328
FCY	0	0	0.000

HSCC Historic Road Sports Championship With Historic Touring Cars

RACE 10 - STATISTICS

CLASS : A

1 Starters

Fastest Lap History

NO	NAME	LAP TIME	TIME OF DAY	LAP	VEHICLE
52	Justin MURPHY	1:15.154	11:14:41.598	1	Bolwell Nagari
52	Justin MURPHY	1:10.953	11:15:52.553	2	Bolwell Nagari
52	Justin MURPHY	1:09.530	11:17:02.083	3	Bolwell Nagari
52	Justin MURPHY	1:08.939	11:21:41.176	7	Bolwell Nagari

Leader History

NO	NAME	FROM LAP	LAPS LED	DISTANCE	VEHICLE
52	Justin MURPHY	1	14	22.96 miles	Bolwell Nagari

HSCC Historic Road Sports Championship With Historic Touring Cars

RACE 10 - STATISTICS

CLASS : C

9 Starters

Fastest Lap History

NO	NAME	LAP TIME	TIME OF DAY	LAP	VEHICLE
36	Frazer GIBNEY	1:11.954	11:14:38.400	1	Lotus Elan S1
36	Frazer GIBNEY	1:09.556	11:15:47.955	2	Lotus Elan S1
16	Robert ROWE	1:08.913	11:15:48.553	2	Lotus Elan S3
36	Frazer GIBNEY	1:08.773	11:16:56.729	3	Lotus Elan S1
83	Mark GODFREY	1:08.293	11:16:59.111	3	Lotus 7

Leader History

NO	NAME	FROM LAP	LAPS LED	DISTANCE	VEHICLE
36	Frazer GIBNEY	1	7	11.48 miles	Lotus Elan S1
16	Robert ROWE	8	7	11.48 miles	Lotus Elan S3

HSCC Historic Road Sports Championship With Historic Touring Cars

RACE 10 - STATISTICS

CLASS : D

1 Starters

Fastest Lap History

NO	NAME	LAP TIME	TIME OF DAY	LAP	VEHICLE
126	Dennis PICKETT	1:23.639	11:14:50.086	1	MGB
126	Dennis PICKETT	1:17.367	11:16:07.454	2	MGB

Leader History

NO	NAME	FROM LAP	LAPS LED	DISTANCE	VEHICLE
126	Dennis PICKETT	1	13	21.32 miles	MGB

HSCC Historic Road Sports Championship With Historic Touring Cars

RACE 10 - STATISTICS

CLASS : F

1 Starters

Fastest Lap History

NO	NAME	LAP TIME	TIME OF DAY	LAP	VEHICLE
91	Richard OWEN	1:24.319	11:14:50.769	1	Triumph TR2
91	Richard OWEN	1:17.169	11:16:07.937	2	Triumph TR2
91	Richard OWEN	1:17.157	11:17:25.095	3	Triumph TR2
91	Richard OWEN	1:15.954	11:18:41.050	4	Triumph TR2

Leader History

NO	NAME	FROM LAP	LAPS LED	DISTANCE	VEHICLE
91	Richard OWEN	1	13	21.32 miles	Triumph TR2

HSCC Historic Road Sports Championship With Historic Touring Cars

RACE 10 - STATISTICS

CLASS : K2

1 Starters

Fastest Lap History

NO	NAME	LAP TIME	TIME OF DAY	LAP	VEHICLE
13	John MCGURK	1:18.488	11:14:44.937	1	Ford Lotus Cortina
13	John MCGURK	1:11.172	11:15:56.110	2	Ford Lotus Cortina
13	John MCGURK	1:10.611	11:20:40.846	6	Ford Lotus Cortina
13	John MCGURK	1:10.516	11:21:51.364	7	Ford Lotus Cortina
13	John MCGURK	1:10.352	11:23:01.715	8	Ford Lotus Cortina

Leader History

NO	NAME	FROM LAP	LAPS LED	DISTANCE	VEHICLE
13	John MCGURK	1	14	22.96 miles	Ford Lotus Cortina

HSCC Historic Road Sports Championship With Historic Touring Cars

RACE 10 - STATISTICS

CLASS : TC

1 Starters

Fastest Lap History

NO	NAME	LAP TIME	TIME OF DAY	LAP	VEHICLE
54	Neil WOOD	1:10.721	11:15:59.126	2	Ford Anglia 105E
54	Neil WOOD	1:10.488	11:17:09.614	3	Ford Anglia 105E
54	Neil WOOD	1:09.987	11:18:19.599	4	Ford Anglia 105E

Leader History

NO	NAME	FROM LAP	LAPS LED	DISTANCE	VEHICLE
54	Neil WOOD	1	14	22.96 miles	Ford Anglia 105E

HSCC Historic Road Sports Championship With Historic Touring Cars

RACE 10 - STATISTICS

CLASS : TE

1 Starters

Fastest Lap History

NO	NAME	LAP TIME	TIME OF DAY	LAP	VEHICLE
94	Steve PLATTS	1:19.619	11:14:46.101	1	Singer Chamois
94	Steve PLATTS	1:13.303	11:15:59.403	2	Singer Chamois
94	Steve PLATTS	1:12.275	11:17:11.679	3	Singer Chamois

Leader History

NO	NAME	FROM LAP	LAPS LED	DISTANCE	VEHICLE
94	Steve PLATTS	1	14	22.96 miles	Singer Chamois



HSCC Historic Road Sports Championship With Historic Touring Cars

RACE 17 - GRID (20 minutes)

ROW 8	15	37 Mervyn SELWYN		
ROW 7	14	81 Adrian RUSSELL	13	126 Dennis PICKETT
ROW 6	12	91 Richard OWEN	11	94 Steve PLATTS
ROW 5	10	53 Adrian GILBERT	9	85 Peter MICKLEWRIGHT
ROW 4	8	13 John MCGURK	7	54 Neil WOOD
ROW 3	6	45 Rupert ASHDOWN	5	52 Justin MURPHY
ROW 2	4	83 Mark GODFREY	3	66 Jonathan STRINGER
ROW 1	2	36 Frazer GIBNEY	1	16 Robert ROWE
Pole				

Comments:
Car 34 - Withdrawn.

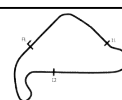
These results are provisional until the conclusion of any judicial and technical matters.

Silverstone National: 1.6404 miles

Clerk Of Course: Andy Dee-Crowne

Stewards:

Timekeeper: Nick Palmer





HSCC Historic Road Sports Championship With Historic Touring Cars

RACE 17 - CLASSIFICATION

Race Distance: 18 Laps / 29.52 miles

POS	NO	CL	PIC	NAME	ENTRY	LAPS	TIME	GAP	DIFF	MPH	BEST	ON	GRD	↑↓
1	36	C	1	Frazer GIBNEY	Lotus Elan S1	18	20:38.744			85.81	1:08.271	14	2	1
2	16	C	2	Robert ROWE	Lotus Elan S3	18	20:39.074	0.330	0.330	85.79	1:07.623	18	1	-1
3	83	C	3	Mark GODFREY	Lotus 7	18	20:39.557	0.813	0.483	85.75	1:07.955	10	4	1
4	45	C	4	Rupert ASHDOWN	Lotus Elan S1	18	20:40.442	1.698	0.885	85.69	1:08.088	15	6	2
5	66	C	5	Jonathan STRINGER	Lotus 7 S2	18	20:40.760	2.016	0.318	85.67	1:08.041	5	3	-2
6	54	TC	1	Neil WOOD	Ford Anglia 105E	18	21:04.670	25.926	23.910	84.05	1:09.509	2	7	1
7	53	C	6	Adrian GILBERT	Lotus Elan S3	18	21:38.215	59.471	33.545	81.88	1:10.933	14	10	3
8	85	C	7	Peter MICKLEWRIGHT	Lotus Elan S1	18	21:39.926	1:01.182	1.711	81.77	1:10.853	18	9	1
9	94	TE	1	Steve PLATTS	Singer Chamois	18	21:46.297	1:07.553	6.371	81.37	1:11.680	15	11	2
10	91	F	1	Richard OWEN	Triumph TR2	16	20:51.066	2 Laps	2 Laps	75.52	1:15.613	16	12	2
11	126	D	1	Dennis PICKETT	MGB	16	21:05.628	2 Laps	14.562	74.65	1:17.472	15	13	2

NOT CLASSIFIED

DNF	37	C		Mervyn SELWYN	Lotus Elan S3	10	13:29.038	8 Laps	6 Laps	72.99	1:17.583	2	15	
-----	----	---	--	---------------	---------------	----	-----------	--------	--------	-------	----------	---	----	--

NOT STARTED

NS	52	A		Justin MURPHY	Bolwell Nagari									5
NS	13	K2		John MCGURK	Ford Lotus Cortina									8
NS	81	C		Adrian RUSSELL	Lotus Elan S2									14

FASTEST LAP

16	C			Robert ROWE	Lotus Elan S3	18	1:07.623			87.33 mph				140.54 kph
54	TC			Neil WOOD	Ford Anglia 105E	2	1:09.509			84.96 mph				136.73 kph
94	TE			Steve PLATTS	Singer Chamois	15	1:11.680			82.38 mph				132.59 kph
91	F			Richard OWEN	Triumph TR2	16	1:15.613			78.10 mph				125.69 kph
126	D			Dennis PICKETT	MGB	15	1:17.472			76.22 mph				122.67 kph

Weather / Track : Cloudy / Dry

These results are provisional until the conclusion of any judicial and technical matters.

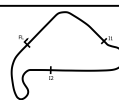
Date: 13/10/2024 Start: 16:35 Finish: 16:56

Silverstone National: 1.6404 miles

Clerk Of Course: Andy Dee-Crowne

Stewards:

Timekeeper: Nick Palmer



HSCC Historic Road Sports Championship With Historic Touring Cars

RACE 17 - LAP CHART

LAP 1 @ 16:37:03.644			LAP 2 @ 16:38:12.672			LAP 3 @ 16:39:21.288			LAP 4 @ 16:40:29.617			LAP 5 @ 16:41:38.175		
NO	BEHIND	LAP TIME	NO	BEHIND	LAP TIME	NO	BEHIND	LAP TIME	NO	BEHIND	LAP TIME	NO	BEHIND	LAP TIME
36		1:11.768	36		1:09.028	36		1:08.616	36		1:08.329	36		1:08.558
16	0.668	1:12.436	16	0.278	1:08.638	16	0.370	1:08.708	16	0.258	1:08.217	16	0.554	1:08.854
83	1.457	1:13.225	45	1.437	1:08.892	45	1.370	1:08.549	45	1.159	1:08.118	45	0.944	1:08.343
45	1.573	1:13.341	83	1.893	1:09.464	83	2.032	1:08.755	83	2.073	1:08.370	83	1.857	1:08.342
66	2.393	1:14.161	66	2.742	1:09.377	66	2.549	1:08.423	66	2.463	1:08.243	66	1.946	1:08.041
54	2.988	1:14.756	54	3.469	1:09.509	54	4.516	1:09.663	54	5.752	1:09.565	54	7.203	1:10.009
53	4.734	1:16.502	53	8.374	1:12.668	53	11.840	1:12.082	53	15.314	1:11.803	53	18.863	1:12.107
85	5.572	1:17.340	85	8.970	1:12.426	85	12.894	1:12.540	85	16.395	1:11.830	85	19.589	1:11.752
94	6.769	1:18.537	94	9.925	1:12.184	94	13.836	1:12.527	94	17.677	1:12.170	94	21.874	1:12.755
37	10.486	1:22.254	37	19.041	1:17.583	37	28.764	1:18.339	37	38.661	1:18.226	37	47.733	1:17.630
126	12.962	1:24.730	91	21.532	1:17.570	91	30.688	1:17.772	91	40.765	1:18.406	91	50.658	1:18.451
91	12.990	1:24.758	126	22.729	1:18.795	126	33.022	1:18.909	126	43.086	1:18.393	126	53.163	1:18.635

HSCC Historic Road Sports Championship With Historic Touring Cars

RACE 17 - LAP CHART

LAP 6 @ 16:42:46.499			LAP 7 @ 16:43:55.008			LAP 8 @ 16:45:04.287			LAP 9 @ 16:46:13.313			LAP 10 @ 16:47:21.857		
NO	BEHIND	LAP TIME	NO	BEHIND	LAP TIME	NO	BEHIND	LAP TIME	NO	BEHIND	LAP TIME	NO	BEHIND	LAP TIME
36		1:08.324	36		1:08.509	36		1:09.279	36		1:09.026	36		1:08.544
16	0.311	1:08.081	16	0.206	1:08.404	16	0.189	1:09.262	16	0.422	1:09.259	16	0.351	1:08.473
45	0.807	1:08.187	45	0.720	1:08.422	45	0.621	1:09.180	45	1.010	1:09.415	45	0.720	1:08.254
83	2.705	1:09.172	83	2.475	1:08.279	91	1 Lap	1:19.603	83	1.792	1:09.120	83	1.203	1:07.955
66	3.057	1:09.435	66	2.639	1:08.091	83	1.698	1:08.502	66	1.943	1:08.988	66	1.571	1:08.172
54	8.787	1:09.908	54	10.544	1:10.266	66	1.981	1:08.621	37	1 Lap	1:20.457	54	14.578	1:10.995
53	22.439	1:11.900	53	26.313	1:12.383	126	1 Lap	1:19.683	91	1 Lap	1:18.950	37	1 Lap	1:20.067
85	23.190	1:11.925	85	26.854	1:12.173	54	11.253	1:09.988	54	12.127	1:09.900	91	1 Lap	1:19.700
94	25.492	1:11.942	94	29.117	1:12.134	53	29.496	1:12.462	126	1 Lap	1:18.608	126	1 Lap	1:18.842
37	58.091	1:18.682	37	1:08.569	1:18.987	85	29.933	1:12.358	53	33.017	1:12.547	53	36.662	1:12.189
91	59.662	1:17.328				94	32.122	1:12.284	85	33.540	1:12.633	85	36.937	1:11.941
126	1:03.948	1:19.109							94	35.344	1:12.248	94	38.627	1:11.827

HSCC Historic Road Sports Championship With Historic Touring Cars

RACE 17 - LAP CHART

LAP 11 @ 16:48:30.311			LAP 12 @ 16:49:39.003			LAP 13 @ 16:50:48.002			LAP 14 @ 16:51:56.273			LAP 15 @ 16:53:04.759		
NO	BEHIND	LAP TIME	NO	BEHIND	LAP TIME	NO	BEHIND	LAP TIME	NO	BEHIND	LAP TIME	NO	BEHIND	LAP TIME
36		1:08.454	36		1:08.692	36		1:08.999	36		1:08.271	36		1:08.486
16	0.332	1:08.435	16	0.191	1:08.551	16	1.017	1:09.825	16	0.635	1:07.889	16	0.293	1:08.144
45	0.615	1:08.349	45	0.743	1:08.820	83	1.311	1:09.158	83	1.148	1:08.108	83	0.700	1:08.038
83	0.808	1:08.059	83	1.152	1:09.036	45	1.427	1:09.683	45	1.788	1:08.632	45	1.390	1:08.088
66	1.411	1:08.294	66	1.478	1:08.759	66	1.874	1:09.395	66	2.156	1:08.553	66	2.070	1:08.400
54	16.313	1:10.189	54	17.582	1:09.961	54	18.889	1:10.306	54	20.648	1:10.030	54	22.176	1:10.014
91	1 Lap	1:16.607	91	1 Lap	1:16.389	53	46.238	1:11.673	53	48.900	1:10.933	53	52.085	1:11.671
126	1 Lap	1:18.347	53	43.564	1:11.790	85	47.744	1:11.732	85	51.084	1:11.611	85	54.197	1:11.599
53	40.466	1:12.258	85	45.011	1:12.848	91	1 Lap	1:19.199	94	52.543	1:12.090	94	55.737	1:11.680
85	40.855	1:12.372	94	45.772	1:12.518	94	48.724	1:11.951	91	1 Lap	1:16.358	91	1 Lap	1:17.246
94	41.946	1:11.773	126	1 Lap	1:19.345	126	1 Lap	1:18.934	126	1 Lap	1:17.893			
37	1 Lap	1:36.813 P												

HSCC Historic Road Sports Championship With Historic Touring Cars

RACE 17 - LAP CHART

LAP 16 @ 16:54:13.495			LAP 17 @ 16:55:22.261			LAP 18 @ 16:56:30.620		
NO	BEHIND	LAP TIME	NO	BEHIND	LAP TIME	NO	BEHIND	LAP TIME
36		1:08.736	36		1:08.766	36		1:08.359
16	1.076	1:09.519	83	0.715	1:08.198	16	0.330	1:07.623
83	1.283	1:09.319	16	1.066	1:08.756	83	0.813	1:08.457
45	1.396	1:08.742	45	1.537	1:08.907	45	1.698	1:08.520
66	1.894	1:08.560	66	1.935	1:08.807	66	2.016	1:08.440
126	2 Laps	1:19.916	91	2 Laps	1:17.116	91	2 Laps	1:15.613
54	23.420	1:09.980	126	2 Laps	1:17.472	54	25.926	1:09.921
53	54.511	1:11.162	54	24.364	1:09.710	126	2 Laps	1:18.017
85	56.556	1:11.095	53	56.754	1:11.009	53	59.471	1:11.076
94	59.163	1:12.162	85	58.688	1:10.898	85	1:01.182	1:10.853
			94	1:02.679	1:12.282	94	1:07.553	1:13.233

HSCC Historic Road Sports Championship With Historic Touring Cars

RACE 17 - POSITION CHART WITH INTERMEDIATES

No	Name	Lap		Intermediates																																	
		Pos	L0 - Int1-M	L0 - Int2-M	L1 - Finish	L1 - Int1-M	L1 - Int2-M	L2 - Finish	L2 - Int1-M	L2 - Int2-M	L3 - Finish	L3 - Int1-M	L3 - Int2-M	L4 - Finish	L4 - Int1-M	L4 - Int2-M	L5 - Finish	L5 - Int1-M	L5 - Int2-M	L6 - Finish	L6 - Int1-M	L6 - Int2-M	L7 - Finish	L7 - Int1-M	L7 - Int2-M	L8 - Finish	L8 - Int1-M	L8 - Int2-M	L9 - Finish	L9 - Int1-M	L9 - Int2-M	L10 - Finish	L10 - Int1-M	L10 - Int2-M			
16	ROWE	1	36	36	36	36	36	36	36	36	36	36	36	36	36	36	36	36	36	36	36	36	36	36	36	36	36	36	36	36	36	36	36	36	36	36	36
36	GIBNEY	2	16	16	16	16	16	16	16	16	16	16	16	16	16	16	16	16	16	16	16	16	16	16	16	16	16	16	16	16	16	16	16	16	16	16	16
66	STRINGER	3	83	83	83	83	83	45	45	45	45	45	45	45	45	45	45	45	45	45	45	45	45	45	45	45	45	45	45	45	45	45	45	45	45	45	45
83	GODFREY	4	66	45	45	45	45	83	83	83	83	83	83	83	83	83	83	83	83	83	83	83	83	83	83	83	83	83	83	83	83	83	83	83	83	83	83
52	MURPHY	5	45	66	66	66	66	66	66	66	66	66	66	66	66	66	66	66	66	66	66	66	66	66	66	66	66	66	66	66	66	66	66	66	66	66	66
45	ASHDOWN	6	54	54	54	54	54	54	54	54	54	54	54	54	54	54	54	54	54	54	54	54	54	54	54	54	54	54	54	54	54	54	54	54	54	54	54
54	WOOD	7	53	53	53	53	53	53	53	53	53	53	53	53	53	53	53	53	53	53	53	53	53	53	53	53	53	53	53	53	53	53	53	53	53	53	53
13	MCGURK	8	85	85	85	85	85	85	85	85	85	85	85	85	85	85	85	85	85	85	85	85	85	85	85	85	85	85	85	85	85	85	85	85	85	85	85
85	MICKLEWRIGHT	9	94	94	94	94	94	94	94	94	94	94	94	94	94	94	94	94	94	94	94	94	94	94	94	94	94	94	94	94	94	94	94	94	94	94	94
53	GILBERT	10	37	37	37	37	37	37	37	37	37	37	37	37	37	37	37	37	37	37	37	37	37	37	37	37	37	37	37	37	37	37	37	37	37	37	37
94	PLATTS	11	126	126	126	91	91	91	91	91	91	91	91	91	91	91	91	91	91	91	91	91	91	91	91	91	91	91	91	91	91	91	91	91	91	91	91
91	OWEN	12	91	91	91	126	126	126	126	126	126	126	126	126	126	126	126	126	126	126	126	126	126	126	126	126	126	126	126	126	126	126	126	126	126	126	37
126	PICKETT	13																																			
81	RUSSELL	14																																			
37	SELWYN	15																																			

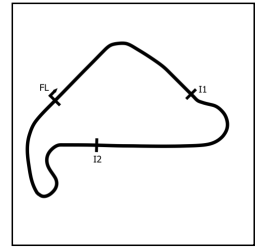
HSCC Historic Road Sports Championship With Historic Touring Cars

RACE 17 - POSITION CHART WITH INTERMEDIATES

No	Name	Lap		Intermediates																						
		Pos		L11 - Finish	L11 - Int-M	L11 - Int2-M	L12 - Finish	L12 - Int-M	L12 - Int2-M	L13 - Finish	L13 - Int-M	L13 - Int2-M	L14 - Finish	L14 - Int-M	L14 - Int2-M	L15 - Finish	L15 - Int-M	L15 - Int2-M	L16 - Finish	L16 - Int-M	L16 - Int2-M	L17 - Finish	L17 - Int-M	L17 - Int2-M	L18 - Finish	
16	ROWE	1		36	36	36	36	36	36	36	36	36	36	36	36	36	36	36	36	36	36	36	36	36	36	36
36	GIBNEY	2		16	16	16	16	16	16	16	16	16	16	16	16	16	16	16	16	16	16	83	83	83	16	
66	STRINGER	3		45	45	45	45	45	83	83	45	83	83	83	83	83	83	83	83	83	83	16	16	16	83	
83	GODFREY	4		83	83	83	83	83	45	45	83	45	45	45	45	45	45	45	45	45	45	45	45	45	45	
52	MURPHY	5		66	66	66	66	66	66	66	66	66	66	66	66	66	66	66	66	66	66	66	66	66	66	
45	ASHDOWN	6		54	54	54	54	54	54	54	54	54	54	54	54	54	54	54	54	54	54	54	54	54	54	
54	WOOD	7		53	53	53	53	53	53	53	53	53	53	53	53	53	53	53	53	53	53	53	53	53	53	
13	MCGURK	8		85	85	85	85	85	85	85	85	85	85	85	85	85	85	85	85	85	85	85	85	85	85	
85	MICKLEWRIGHT	9		94	94	94	94	91	94	94	94	94	94	94	94	94	94	94	94	94	94	94	94	94	94	
53	GILBERT	10		91	91	91	91	126	91	91	91	91	91	91	91	91	91	91	91	91	91	91	91	91	91	
94	PLATTS	11		126	126	126	126	126	126	126	126	126	126	126	126	126	126	126	126	126	126	126	126	126	126	
91	OWEN	12																								
126	PICKETT	13																								
81	RUSSELL	14																								
37	SELWYN	15																								

HSCC Historic Road Sports Championship With Historic Touring Cars

RACE 17 - SECTOR ANALYSIS



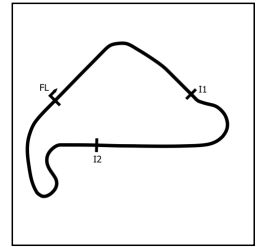
SECTOR 1 = FL to I1, SECTOR 2 = I1 to I2, SECTOR 3 = I2 to FL, DIFF = Difference To Personal Best Lap, P = Crossed Finish Line in Pit Lane, D = Time Disallowed

P1 36 C		Frazer GIBNEY				Lotus Elan S1			
IDEAL LAP TIME : 1:07.982		BEST LAP TIME : 1:08.271		DIFFERENCE : 0.289					
LAP	SECTOR 1	SECTOR 2		SECTOR 3		LAP TIME	MPH	DIFF	TIME OF DAY
1 -		22.724	118.3	28.629	106.7	1:11.768	82.28	3.497	16:37:03.644
2 -	18.016	22.742	117.3	28.270	108.3	1:09.028	85.55	0.757	16:38:12.672
3 -	17.817	22.553	119.6	28.246	109.0	1:08.616	86.06	0.345	16:39:21.288
4 -	17.850	22.333	119.1	28.146	108.8	1:08.329 (3)	86.42	0.058	16:40:29.617
5 -	17.830	22.595	119.8	28.133	109.0	1:08.558	86.14	0.287	16:41:38.175
6 -	17.774	22.413	120.0	28.137	109.0	1:08.324 (2)	86.43	0.053	16:42:46.499
7 -	17.820	22.542	120.0	28.147	108.3	1:08.509	86.20	0.238	16:43:55.008
8 -	18.225	22.486	120.4	28.568	109.0	1:09.279	85.24	1.008	16:45:04.287
9 -	18.340	22.472	119.6	28.214	108.3	1:09.026	85.55	0.755	16:46:13.313
10 -	17.772	22.484	119.8	28.288	108.7	1:08.544	86.15	0.273	16:47:21.857
11 -	17.783	22.571	119.4	28.100	108.7	1:08.454	86.27	0.183	16:48:30.311
12 -	17.829	22.545	119.1	28.318	108.5	1:08.692	85.97	0.421	16:49:39.003
13 -	18.358	22.658	119.6	27.983	108.8	1:08.999	85.59	0.728	16:50:48.002
14 -	17.940	22.227	119.1	28.104	108.1	1:08.271 (1)	86.50		16:51:56.273
15 -	17.945	22.323	120.6	28.218	109.0	1:08.486	86.23	0.215	16:53:04.759
16 -	17.835	22.887	120.2	28.014	109.9	1:08.736	85.91	0.465	16:54:13.495
17 -	17.858	22.536	119.6	28.372	108.3	1:08.766	85.88	0.495	16:55:22.261
18 -	17.945	22.354	120.4	28.060	109.9	1:08.359	86.39	0.088	16:56:30.620

P2 16 C		Robert ROWE				Lotus Elan S3			
IDEAL LAP TIME : 1:07.291		BEST LAP TIME : 1:07.623		DIFFERENCE : 0.332					
LAP	SECTOR 1	SECTOR 2		SECTOR 3		LAP TIME	MPH	DIFF	TIME OF DAY
1 -		23.045	116.1	28.692	109.7	1:12.436	81.52	4.813	16:37:04.312
2 -	17.885	22.522	116.9	28.231	110.9	1:08.638	86.04	1.015	16:38:12.950
3 -	17.973	22.695	117.7	28.040	111.2	1:08.708	85.95	1.085	16:39:21.658
4 -	17.714	22.567	120.2	27.936	111.2	1:08.217	86.57	0.594	16:40:29.875
5 -	18.109	22.678	120.9	28.067	110.7	1:08.854	85.77	1.231	16:41:38.729
6 -	17.522	22.484	120.2	28.075	111.2	1:08.081 (3)	86.74	0.458	16:42:46.810
7 -	17.828	22.595	119.8	27.981	111.4	1:08.404	86.33	0.781	16:43:55.214
8 -	18.233	22.824	120.2	28.205	111.2	1:09.262	85.26	1.639	16:45:04.476
9 -	18.880	22.595	121.7	27.784	111.0	1:09.259	85.26	1.636	16:46:13.735
10 -	17.791	22.466	117.9	28.216	111.2	1:08.473	86.24	0.850	16:47:22.208
11 -	17.838	22.427	121.1	28.170	111.0	1:08.435	86.29	0.812	16:48:30.643
12 -	17.817	22.466	119.4	28.268	111.8	1:08.551	86.14	0.928	16:49:39.194
13 -	18.645	23.000	120.4	28.180	111.2	1:09.825	84.57	2.202	16:50:49.019
14 -	17.864	22.322	120.4	27.703	111.6	1:07.889 (2)	86.99	0.266	16:51:56.908
15 -	17.839	22.335	122.6	27.970	111.8	1:08.144	86.66	0.521	16:53:05.052
16 -	18.099	22.881	114.9	28.539	110.3	1:09.519	84.95	1.896	16:54:14.571
17 -	17.920	22.542	120.9	28.294	112.2	1:08.756	85.89	1.133	16:55:23.327
18 -	17.854	22.162	123.5	27.607	111.2	1:07.623 (1)	87.33		16:56:30.950

HSCC Historic Road Sports Championship With Historic Touring Cars

RACE 17 - SECTOR ANALYSIS



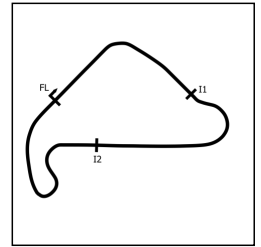
SECTOR 1 = FL to I1, SECTOR 2 = I1 to I2, SECTOR 3 = I2 to FL, DIFF = Difference To Personal Best Lap, P = Crossed Finish Line in Pit Lane, D = Time Disallowed

P3 83 C		Mark GODFREY		Lotus 7					
IDEAL LAP TIME : 1:07.223		BEST LAP TIME : 1:07.955		DIFFERENCE : 0.732					
LAP	SECTOR 1	SECTOR 2		SECTOR 3		LAP TIME	MPH	DIFF	TIME OF DAY
1 -		23.202	111.8	28.359	105.3	1:13.225	80.64	5.270	16:37:05.101
2 -	18.246	22.682	112.5	28.536	105.9	1:09.464	85.01	1.509	16:38:14.565
3 -	18.171	22.674	111.4	27.910	106.0	1:08.755	85.89	0.800	16:39:23.320
4 -	17.866	22.654	112.7	27.850	105.9	1:08.370	86.37	0.415	16:40:31.690
5 -	17.938	22.432	113.1	27.972	106.2	1:08.342	86.41	0.387	16:41:40.032
6 -	18.271	22.643	113.5	28.258	105.0	1:09.172	85.37	1.217	16:42:49.204
7 -	17.883	22.409	112.5	27.987	105.7	1:08.279	86.49	0.324	16:43:57.483
8 -	18.070	22.532	114.5	27.900	107.1	1:08.502	86.21	0.547	16:45:05.985
9 -	18.647	22.652	113.5	27.821	107.8	1:09.120	85.44	1.165	16:46:15.105
10 -	17.687	22.286	113.7	27.982	107.2	1:07.955 (1)	86.90		16:47:23.060
11 -	17.873	22.460	113.9	27.726	109.4	1:08.059 (3)	86.77	0.104	16:48:31.119
12 -	18.166	23.134	113.3	27.736	107.8	1:09.036	85.54	1.081	16:49:40.155
13 -	18.062	22.634	114.3	28.462	108.7	1:09.158	85.39	1.203	16:50:49.313
14 -	18.289	22.212	115.1	27.607	107.2	1:08.108	86.71	0.153	16:51:57.421
15 -	17.813	22.901	113.9	27.324	108.5	1:08.038 (2)	86.79	0.083	16:53:05.459
16 -	17.836	22.984	113.7	28.499	106.2	1:09.319	85.19	1.364	16:54:14.778
17 -	17.943	22.629	115.1	27.626	106.7	1:08.198	86.59	0.243	16:55:22.976
18 -	17.765	22.250	114.3	28.442	106.9	1:08.457	86.26	0.502	16:56:31.433

P4 45 C		Rupert ASHDOWN		Lotus Elan S1					
IDEAL LAP TIME : 1:07.760		BEST LAP TIME : 1:08.088		DIFFERENCE : 0.328					
LAP	SECTOR 1	SECTOR 2		SECTOR 3		LAP TIME	MPH	DIFF	TIME OF DAY
1 -		22.959	119.8	28.217	108.8	1:13.341	80.52	5.253	16:37:05.217
2 -	18.199	22.624	121.5	28.069	109.2	1:08.892	85.72	0.804	16:38:14.109
3 -	18.008	22.497	119.8	28.044	109.7	1:08.549	86.15	0.461	16:39:22.658
4 -	17.673	22.435	120.0	28.010	110.1	1:08.118 (2)	86.69	0.030	16:40:30.776
5 -	17.776	22.583	120.4	27.984	110.3	1:08.343	86.41	0.255	16:41:39.119
6 -	17.696	22.533	119.8	27.958	110.5	1:08.187 (3)	86.60	0.099	16:42:47.306
7 -	17.683	22.637	119.6	28.102	110.9	1:08.422	86.31	0.334	16:43:55.728
8 -	17.889	22.885	116.1	28.406	109.9	1:09.180	85.36	1.092	16:45:04.908
9 -	18.696	22.695	120.0	28.024	110.7	1:09.415	85.07	1.327	16:46:14.323
10 -	17.947	22.366	120.9	27.941	110.7	1:08.254	86.52	0.166	16:47:22.577
11 -	17.822	22.625	120.2	27.902	110.9	1:08.349	86.40	0.261	16:48:30.926
12 -	17.992	22.800	120.6	28.028	110.5	1:08.820	85.81	0.732	16:49:39.746
13 -	18.292	23.155	116.9	28.236	110.5	1:09.683	84.75	1.595	16:50:49.429
14 -	18.103	22.653	120.6	27.876	111.0	1:08.632	86.04	0.544	16:51:58.061
15 -	17.518	22.647	119.6	27.923	110.5	1:08.088 (1)	86.73		16:53:06.149
16 -	17.762	23.073	121.3	27.907	110.5	1:08.742	85.91	0.654	16:54:14.891
17 -	18.130	22.622	121.3	28.155	111.2	1:08.907	85.70	0.819	16:55:23.798
18 -	17.719	22.821	120.0	27.980	109.7	1:08.520	86.18	0.432	16:56:32.318

HSCC Historic Road Sports Championship With Historic Touring Cars

RACE 17 - SECTOR ANALYSIS



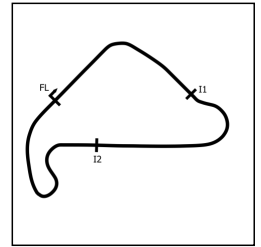
SECTOR 1 = FL to I1, SECTOR 2 = I1 to I2, SECTOR 3 = I2 to FL, DIFF = Difference To Personal Best Lap, P = Crossed Finish Line in Pit Lane, D = Time Disallowed

P5 66 C		Jonathan STRINGER				Lotus 7 S2			
IDEAL LAP TIME : 1:07.736		BEST LAP TIME : 1:08.041		DIFFERENCE : 0.305					
LAP	SECTOR 1	SECTOR 2		SECTOR 3		LAP TIME	MPH	DIFF	TIME OF DAY
1 -		23.657	108.9	28.642	102.4	1:14.161	79.63	6.120	16:37:06.037
2 -	18.178	23.209	108.7	27.990	102.9	1:09.377	85.12	1.336	16:38:15.414
3 -	17.901	22.689	111.4	27.833	104.5	1:08.423	86.31	0.382	16:39:23.837
4 -	17.689	22.803	111.6	27.751	105.3	1:08.243	86.53	0.202	16:40:32.080
5 -	17.686	22.599	113.7	27.756	109.6	1:08.041 (1)	86.79		16:41:40.121
6 -	18.219	22.734	115.3	28.482	104.2	1:09.435	85.05	1.394	16:42:49.556
7 -	17.794	22.679	112.0	27.618	105.9	1:08.091 (2)	86.73	0.050	16:43:57.647
8 -	18.025	23.019	111.6	27.577	106.2	1:08.621	86.06	0.580	16:45:06.268
9 -	18.645	22.545	115.3	27.798	108.3	1:08.988	85.60	0.947	16:46:15.256
10 -	17.773	22.627	112.2	27.772	106.4	1:08.172 (3)	86.62	0.131	16:47:23.428
11 -	17.614	22.690	113.5	27.990	103.7	1:08.294	86.47	0.253	16:48:31.722
12 -	17.805	23.130	112.2	27.824	106.2	1:08.759	85.88	0.718	16:49:40.481
13 -	18.090	23.058	112.5	28.247	105.0	1:09.395	85.10	1.354	16:50:49.876
14 -	17.904	22.786	112.4	27.863	104.7	1:08.553	86.14	0.512	16:51:58.429
15 -	17.788	22.654	111.1	27.958	104.5	1:08.400	86.34	0.359	16:53:06.829
16 -	17.832	23.068	111.1	27.660	105.3	1:08.560	86.13	0.519	16:54:15.389
17 -	17.879	23.028	111.4	27.900	105.5	1:08.807	85.82	0.766	16:55:24.196
18 -	17.775	22.696	110.7	27.969	104.7	1:08.440	86.28	0.399	16:56:32.636

P6 54 TC		Neil WOOD				Ford Anglia 105E			
IDEAL LAP TIME : 1:09.238		BEST LAP TIME : 1:09.509		DIFFERENCE : 0.271					
LAP	SECTOR 1	SECTOR 2		SECTOR 3		LAP TIME	MPH	DIFF	TIME OF DAY
1 -		23.560	113.3	28.848	106.4	1:14.756	78.99	5.247	16:37:06.632
2 -	18.071	23.067	113.1	28.371	106.5	1:09.509 (1)	84.96		16:38:16.141
3 -	18.148	23.089	114.1	28.426	105.7	1:09.663 (3)	84.77	0.154	16:39:25.804
4 -	18.192	22.796	113.5	28.577	105.2	1:09.565 (2)	84.89	0.056	16:40:35.369
5 -	18.103	23.198	113.5	28.708	105.0	1:10.009	84.35	0.500	16:41:45.378
6 -	18.190	22.936	113.1	28.782	105.2	1:09.908	84.47	0.399	16:42:55.286
7 -	18.267	23.214	113.5	28.785	104.8	1:10.266	84.04	0.757	16:44:05.552
8 -	18.289	23.157	113.1	28.542	105.0	1:09.988	84.38	0.479	16:45:15.540
9 -	18.088	23.011	113.3	28.801	105.7	1:09.900	84.48	0.391	16:46:25.440
10 -	19.003	23.214	112.7	28.778	104.7	1:10.995	83.18	1.486	16:47:36.435
11 -	18.186	23.198	112.4	28.805	104.5	1:10.189	84.13	0.680	16:48:46.624
12 -	18.183	23.053	113.1	28.725	104.7	1:09.961	84.41	0.452	16:49:56.585
13 -	18.144	23.406	111.1	28.756	104.7	1:10.306	83.99	0.797	16:51:06.891
14 -	18.252	23.022	111.8	28.756	104.3	1:10.030	84.33	0.521	16:52:16.921
15 -	18.198	23.162	112.4	28.654	103.8	1:10.014	84.34	0.505	16:53:26.935
16 -	18.158	23.056	112.7	28.766	104.3	1:09.980	84.39	0.471	16:54:36.915
17 -	18.155	23.029	112.4	28.526	104.5	1:09.710	84.71	0.201	16:55:46.625
18 -	18.098	22.932	112.7	28.891	102.1	1:09.921	84.46	0.412	16:56:56.546

HSCC Historic Road Sports Championship With Historic Touring Cars

RACE 17 - SECTOR ANALYSIS



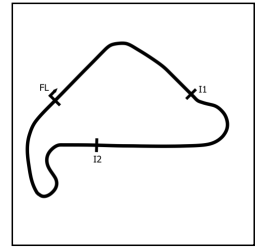
SECTOR 1 = FL to I1, SECTOR 2 = I1 to I2, SECTOR 3 = I2 to FL, DIFF = Difference To Personal Best Lap, P = Crossed Finish Line in Pit Lane, D = Time Disallowed

P7 53 C		Adrian GILBERT			Lotus Elan S3				
IDEAL LAP TIME : 1:10.809		BEST LAP TIME : 1:10.933			DIFFERENCE : 0.124				
LAP	SECTOR 1	SECTOR 2		SECTOR 3		LAP TIME	MPH	DIFF	TIME OF DAY
1 -		23.813	116.5	29.703	106.4	1:16.502	77.19	5.569	16:37:08.378
2 -	19.106	23.783	118.5	29.779	105.3	1:12.668	81.26	1.735	16:38:21.046
3 -	18.790	23.878	118.3	29.414	107.1	1:12.082	81.92	1.149	16:39:33.128
4 -	18.788	23.442	116.7	29.573	106.9	1:11.803	82.24	0.870	16:40:44.931
5 -	18.934	23.551	115.5	29.622	106.9	1:12.107	81.90	1.174	16:41:57.038
6 -	18.857	23.570	116.1	29.473	106.4	1:11.900	82.13	0.967	16:43:08.938
7 -	18.912	23.776	118.1	29.695	106.9	1:12.383	81.58	1.450	16:44:21.321
8 -	18.792	23.751	112.9	29.919	107.2	1:12.462	81.50	1.529	16:45:33.783
9 -	19.114	23.704	115.3	29.729	107.1	1:12.547	81.40	1.614	16:46:46.330
10 -	18.625	23.740	114.3	29.824	106.2	1:12.189	81.80	1.256	16:47:58.519
11 -	18.839	23.813	117.1	29.606	106.9	1:12.258	81.73	1.325	16:49:10.777
12 -	18.689	23.664	114.3	29.437	107.9	1:11.790	82.26	0.857	16:50:22.567
13 -	18.605	23.477	113.3	29.591	107.1	1:11.673	82.39	0.740	16:51:34.240
14 -	18.467	23.266	118.3	29.200	107.2	1:10.933 (1)	83.25		16:52:45.173
15 -	18.661	23.666	118.1	29.344	107.2	1:11.671	82.39	0.738	16:53:56.844
16 -	18.694	23.204	118.1	29.264	107.9	1:11.162	82.98	0.229	16:55:08.006
17 -	18.458	23.151	118.7	29.400	107.1	1:11.009 (2)	83.16	0.076	16:56:19.015
18 -	18.521	23.307	117.5	29.248	107.9	1:11.076 (3)	83.08	0.143	16:57:30.091

P8 85 C		Peter MICKLEWRIGHT			Lotus Elan S1				
IDEAL LAP TIME : 1:10.657		BEST LAP TIME : 1:10.853			DIFFERENCE : 0.196				
LAP	SECTOR 1	SECTOR 2		SECTOR 3		LAP TIME	MPH	DIFF	TIME OF DAY
1 -		23.743	114.9	29.859	106.7	1:17.340	76.35	6.487	16:37:09.216
2 -	18.743	23.995	117.1	29.688	106.2	1:12.426	81.54	1.573	16:38:21.642
3 -	18.782	23.789	109.6	29.969	105.7	1:12.540	81.41	1.687	16:39:34.182
4 -	18.831	23.630	112.5	29.369	106.7	1:11.830	82.21	0.977	16:40:46.012
5 -	18.607	23.620	114.9	29.525	105.5	1:11.752	82.30	0.899	16:41:57.764
6 -	18.787	23.390	111.6	29.748	106.5	1:11.925	82.10	1.072	16:43:09.689
7 -	18.664	23.657	115.7	29.852	105.2	1:12.173	81.82	1.320	16:44:21.862
8 -	18.819	23.639	115.3	29.900	106.2	1:12.358	81.61	1.505	16:45:34.220
9 -	18.980	23.866	114.7	29.787	104.5	1:12.633	81.30	1.780	16:46:46.853
10 -	18.600	23.586	109.6	29.755	106.4	1:11.941	82.09	1.088	16:47:58.794
11 -	18.911	23.907	114.3	29.554	105.2	1:12.372	81.60	1.519	16:49:11.166
12 -	18.676	23.704	105.8	30.468	104.3	1:12.848	81.06	1.995	16:50:24.014
13 -	18.646	23.331	109.6	29.755	103.8	1:11.732	82.32	0.879	16:51:35.746
14 -	18.614	23.599	113.5	29.398	105.5	1:11.611	82.46	0.758	16:52:47.357
15 -	18.601	23.762	114.3	29.236	105.2	1:11.599	82.48	0.746	16:53:58.956
16 -	18.871	23.239	115.9	28.985	105.3	1:11.095 (3)	83.06	0.242	16:55:10.051
17 -	18.557	23.199	113.7	29.142	104.5	1:10.898 (2)	83.29	0.045	16:56:20.949
18 -	18.473	23.373	115.3	29.007	104.3	1:10.853 (1)	83.35		16:57:31.802

HSCC Historic Road Sports Championship With Historic Touring Cars

RACE 17 - SECTOR ANALYSIS



SECTOR 1 = FL to I1, SECTOR 2 = I1 to I2, SECTOR 3 = I2 to FL, DIFF = Difference To Personal Best Lap, P = Crossed Finish Line in Pit Lane, D = Time Disallowed

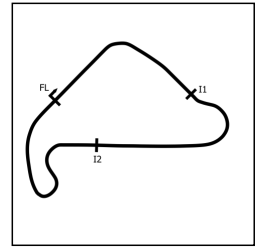
P9 94 TE Steve PLATTS		Singer Chamois							
IDEAL LAP TIME : 1:11.457		BEST LAP TIME : 1:11.680							
		DIFFERENCE : 0.223							
LAP	SECTOR 1	SECTOR 2	SECTOR 3	LAP TIME	MPH	DIFF	TIME OF DAY		
1 -		24.689	109.1	29.887	100.2	1:18.537	75.19	6.857	16:37:10.413
2 -	18.896	23.924	110.3	29.364	100.5	1:12.184	81.81	0.504	16:38:22.597
3 -	18.755	24.294	108.7	29.478	101.0	1:12.527	81.42	0.847	16:39:35.124
4 -	18.978	23.692	110.3	29.500	100.8	1:12.170	81.82	0.490	16:40:47.294
5 -	18.810	24.046	109.2	29.899	100.7	1:12.755	81.17	1.075	16:42:00.049
6 -	18.793	23.758	109.2	29.391	101.0	1:11.942	82.08	0.262	16:43:11.991
7 -	18.841	23.826	109.8	29.467	100.8	1:12.134	81.87	0.454	16:44:24.125
8 -			109.8	29.936	99.9	1:12.284	81.70	0.604	16:45:36.409
9 -	18.739	23.990	109.2	29.519	100.7	1:12.248	81.74	0.568	16:46:48.657
10 -	18.747	23.808	109.6	29.272	100.8	1:11.827	82.22	0.147	16:48:00.484
11 -	18.537	23.702	110.0	29.534	101.0	1:11.773	82.28	0.093	16:49:12.257
12 -	18.706	23.718	109.8	30.094	101.1	1:12.518	81.43	0.838	16:50:24.775
13 -			110.7	29.595	100.7	1:11.951	82.07	0.271	16:51:36.726
14 -	18.824	23.853	109.1	29.413	100.2	1:12.090	81.92	0.410	16:52:48.816
15 -	18.493	23.802	109.4	29.385	100.4	1:11.680	82.38		16:54:00.496
16 -	18.797	23.710	109.1	29.655	100.2	1:12.162	81.83	0.482	16:55:12.658
17 -			107.8	29.683	99.6	1:12.282	81.70	0.602	16:56:24.940
18 -	19.009	24.422	108.9	29.802	98.8	1:13.233	80.64	1.553	16:57:38.173

P10 91 F Richard OWEN		Triumph TR2							
IDEAL LAP TIME : 1:15.139		BEST LAP TIME : 1:15.613							
		DIFFERENCE : 0.474							
LAP	SECTOR 1	SECTOR 2	SECTOR 3	LAP TIME	MPH	DIFF	TIME OF DAY		
1 -		26.160	98.6	31.606	94.6	1:24.758	69.67	9.145	16:37:16.634
2 -	19.923	25.642	93.8	32.005	96.2	1:17.570	76.13	1.957	16:38:34.204
3 -	21.118	25.595	100.7	31.059	94.9	1:17.772	75.93	2.159	16:39:51.976
4 -	21.054	25.838	96.4	31.514	95.7	1:18.406	75.32	2.793	16:41:10.382
5 -	20.420	26.099	96.6	31.932	95.3	1:18.451	75.27	2.838	16:42:28.833
6 -	19.956	26.010	96.4	31.362	95.7	1:17.328	76.37	1.715	16:43:46.161
7 -	21.223	26.382	99.1	31.998	94.3	1:19.603	74.18	3.990	16:45:05.764
8 -	20.822	26.348	94.6	31.780	89.8	1:18.950	74.80	3.337	16:46:24.714
9 -	21.519	25.655	100.6	32.526	93.6	1:19.700	74.09	4.087	16:47:44.414
10 -	20.321	25.463	100.4	30.823	96.8	1:16.607	77.09	0.994	16:49:01.021
11 -	19.995	25.809	99.5	30.585	97.1	1:16.389	77.31	0.776	16:50:17.410
12 -	20.785	25.842	100.6	32.572	88.3	1:19.199	74.56	3.586	16:51:36.609
13 -	20.044	25.178	103.7	31.136	93.1	1:16.358	77.34	0.745	16:52:52.967
14 -	20.255	25.697	91.1	31.294	94.2	1:17.246	76.45	1.633	16:54:10.213
15 -	20.477	25.908	95.4	30.731	98.5	1:17.116	76.58	1.503	16:55:27.329
16 -	19.376	25.322	95.4	30.915	95.4	1:15.613	78.10		16:56:42.942

P11 126 D Dennis PICKETT		MGB							
IDEAL LAP TIME : 1:17.138		BEST LAP TIME : 1:17.472							
		DIFFERENCE : 0.334							
LAP	SECTOR 1	SECTOR 2	SECTOR 3	LAP TIME	MPH	DIFF	TIME OF DAY		
1 -		26.019	98.6	32.528	88.1	1:24.730	69.69	7.258	16:37:16.606
2 -	20.850	25.845	101.0	32.100	93.9	1:18.795	74.94	1.323	16:38:35.401
3 -	20.425	26.244	102.9	32.240	93.6	1:18.909	74.84	1.437	16:39:54.310
4 -	20.465	25.610	99.1	32.318	93.8	1:18.393	75.33	0.921	16:41:12.703
5 -	20.446	26.166	102.4	32.023	93.0	1:18.635	75.10	1.163	16:42:31.338
6 -	20.455	26.159	100.7	32.495	93.6	1:19.109	74.65	1.637	16:43:50.447
7 -	20.422	26.395	99.8	32.866	94.0	1:19.683	74.11	2.211	16:45:10.130
8 -	20.580	26.096	98.9	31.932	94.2	1:18.608	75.12	1.136	16:46:28.738
9 -	20.468	26.231	101.5	32.143	93.9	1:18.842	74.90	1.370	16:47:47.580
10 -	20.586	25.933	101.6	31.828	93.2	1:18.347	75.37	0.875	16:49:05.927
11 -	20.468	26.105	99.7	32.772	92.2	1:19.345	74.43	1.873	16:50:25.272
12 -	20.494	26.067	100.9	32.373	92.2	1:18.934	74.81	1.462	16:51:44.206
13 -	20.360	25.831	102.1	31.702	93.2	1:17.893	75.81	0.421	16:53:02.099
14 -	20.519	27.685	101.2	31.712	93.8	1:19.916	73.89	2.444	16:54:22.015
15 -	20.391	25.746	101.9	31.335	93.6	1:17.472	76.22		16:55:39.487
16 -	20.515	26.334	100.1	31.168	93.6	1:18.017	75.69	0.545	16:56:57.504

HSCC Historic Road Sports Championship With Historic Touring Cars

RACE 17 - SECTOR ANALYSIS



SECTOR 1 = FL to I1, SECTOR 2 = I1 to I2, SECTOR 3 = I2 to FL, DIFF = Difference To Personal Best Lap, P = Crossed Finish Line in Pit Lane, D = Time Disallowed

P12 37 C		Mervyn SELWYN		Lotus Elan S3					
IDEAL LAP TIME : 1:16.612		BEST LAP TIME : 1:17.583		DIFFERENCE : 0.971					
LAP	SECTOR 1	SECTOR 2		SECTOR 3		LAP TIME	MPH	DIFF	TIME OF DAY
1 -		25.176	100.9	31.601	98.7	1:22.254	71.79	4.671	16:37:14.130
2 -	20.102	25.631	101.6	31.850	94.9	1:17.583 (1)	76.12		16:38:31.713
3 -	20.803	26.166	101.6	31.370	96.5	1:18.339	75.38	0.756	16:39:50.052
4 -	20.792	25.875	101.0	31.559	95.4	1:18.226 (3)	75.49	0.643	16:41:08.278
5 -	20.844	25.452	100.4	31.334	93.8	1:17.630 (2)	76.07	0.047	16:42:25.908
6 -	21.140	25.644	99.5	31.898	92.6	1:18.682	75.05	1.099	16:43:44.590
7 -	21.045	25.777	96.2	32.165	90.2	1:18.987	74.76	1.404	16:45:03.577
8 -	22.406	26.129	97.2	31.922	89.1	1:20.457	73.40	2.874	16:46:24.034
9 -	21.183	26.448	94.6	32.436	88.1	1:20.067	73.75	2.484	16:47:44.101
10 -	21.948	29.571	76.0	IN PIT		1:36.813 P	61.00	19.230	16:49:20.914

HSCC Historic Road Sports Championship With Historic Touring Cars

RACE 17 - BEST SECTORS

SECTOR 1			SECTOR 2			SECTOR 3			IDEAL / BEST COMPARISON						
POS	NO	NAME	TIME	NO	NAME	TIME	NO	NAME	TIME	POS	NO	NAME	IDEAL	BEST	DIFF
													PERFECT LAP	1:07.004	
1	45	ASHDOWN	17.518	16	ROWE	22.162	83	GODFREY	27.324	1	83	GODFREY	1:07.223	1:07.955	0.732
2	16	ROWE	17.522	83	GODFREY	22.212	66	STRINGER	27.577	2	16	ROWE	1:07.291	1:07.623	0.332
3	66	STRINGER	17.614	36	GIBNEY	22.227	16	ROWE	27.607	3	66	STRINGER	1:07.736	1:08.041	0.305
4	83	GODFREY	17.687	45	ASHDOWN	22.366	45	ASHDOWN	27.876	4	45	ASHDOWN	1:07.760	1:08.088	0.328
5	36	GIBNEY	17.772	66	STRINGER	22.545	36	GIBNEY	27.983	5	36	GIBNEY	1:07.982	1:08.271	0.289
6	54	WOOD	18.071	54	WOOD	22.796	54	WOOD	28.371	6	54	WOOD	1:09.238	1:09.509	0.271
7	53	GILBERT	18.458	53	GILBERT	23.151	85	MICKLEWRIGHT	28.985	7	85	MICKLEWRIGHT	1:10.657	1:10.853	0.196
8	85	MICKLEWRIGHT	18.473	85	MICKLEWRIGHT	23.199	53	GILBERT	29.200	8	53	GILBERT	1:10.809	1:10.933	0.124
9	94	PLATTS	18.493	94	PLATTS	23.692	94	PLATTS	29.272	9	94	PLATTS	1:11.457	1:11.680	0.223
10	91	OWEN	19.376	37	SELWYN	25.176	91	OWEN	30.585	10	91	OWEN	1:15.139	1:15.613	0.474
11	37	SELWYN	20.102	91	OWEN	25.178	126	PICKETT	31.168	11	37	SELWYN	1:16.612	1:17.583	0.971
12	126	PICKETT	20.360	126	PICKETT	25.610	37	SELWYN	31.334	12	126	PICKETT	1:17.138	1:17.472	0.334

HSCC Historic Road Sports Championship With Historic Touring Cars

RACE 17 - BEST SPEEDS

POS	INTERMEDIATE 1			INTERMEDIATE 2			FINISH LINE		
	NO	NAME	MPH	NO	NAME	MPH	NO	NAME	MPH
1				16	ROWE	123.5	16	ROWE	112.2
2				45	ASHDOWN	121.5	45	ASHDOWN	111.2
3				36	GIBNEY	120.6	36	GIBNEY	109.9
4				53	GILBERT	118.7	66	STRINGER	109.6
5				85	MICKLEWRIGHT	117.1	83	GODFREY	109.4
6				66	STRINGER	115.3	53	GILBERT	107.9
7				83	GODFREY	115.1	85	MICKLEWRIGHT	106.7
8				54	WOOD	114.1	54	WOOD	106.5
9				94	PLATTS	110.7	94	PLATTS	101.1
10				91	OWEN	103.7	37	SELWYN	98.7
11				126	PICKETT	102.9	91	OWEN	98.5
12				37	SELWYN	101.6	126	PICKETT	94.2
13									
14									
15									

HSCC Historic Road Sports Championship With Historic Touring Cars

RACE 17 - STATISTICS

Competitors Started	12
Planned Start	2024-10-13 @ 16:40:00.000
Actual Start	2024-10-13 @ 16:35:51.875
Finish Time	2024-10-13 @ 16:56:30.132
Track Length	1.6404mi.
Total Laps	204
Total Distance Covered	334.6545mi.

Session Fastest Lap History

NO	CL	NAME	LAP TIME	TIME OF DAY	LAP	VEHICLE
36	C	Frazer GIBNEY	1:11.768	16:37:03.635	1	Lotus Elan S1
36	C	Frazer GIBNEY	1:09.028	16:38:12.662	2	Lotus Elan S1
16	C	Robert ROWE	1:08.638	16:38:12.943	2	Lotus Elan S3
36	C	Frazer GIBNEY	1:08.616	16:39:21.278	3	Lotus Elan S1
45	C	Rupert ASHDOWN	1:08.549	16:39:22.673	3	Lotus Elan S1
66	C	Jonathan STRINGER	1:08.423	16:39:23.838	3	Lotus 7 S2
36	C	Frazer GIBNEY	1:08.329	16:40:29.607	4	Lotus Elan S1
16	C	Robert ROWE	1:08.217	16:40:29.867	4	Lotus Elan S3
45	C	Rupert ASHDOWN	1:08.118	16:40:30.789	4	Lotus Elan S1
66	C	Jonathan STRINGER	1:08.041	16:41:40.121	5	Lotus 7 S2
83	C	Mark GODFREY	1:07.955	16:47:23.054	10	Lotus 7
16	C	Robert ROWE	1:07.889	16:51:56.901	14	Lotus Elan S3
16	C	Robert ROWE	1:07.623	16:56:30.942	18	Lotus Elan S3

Session Leader History

NO	CL	NAME	FROM LAP	LAPS LED	DISTANCE	VEHICLE
36	C	Frazer GIBNEY	1	18	29.52 miles	Lotus Elan S1

Flag History

TYPE	TIME OF DAY
GREEN	16:35:51.875
FINISH	16:56:30.132

Flag Statistics

TYPE	COUNT	TOTAL LAPS	TOTAL TIME
Green	1	18	21:55.508
Red	0	0	0.000
Safety Car	0	0	0.000
FCY	0	0	0.000

HSCC Historic Road Sports Championship With Historic Touring Cars

RACE 17 - STATISTICS

CLASS : C

8 Starters

Fastest Lap History

NO	NAME	LAP TIME	TIME OF DAY	LAP	VEHICLE
36	Frazer GIBNEY	1:11.768	16:37:03.635	1	Lotus Elan S1
36	Frazer GIBNEY	1:09.028	16:38:12.662	2	Lotus Elan S1
16	Robert ROWE	1:08.638	16:38:12.943	2	Lotus Elan S3
36	Frazer GIBNEY	1:08.616	16:39:21.278	3	Lotus Elan S1
45	Rupert ASHDOWN	1:08.549	16:39:22.673	3	Lotus Elan S1
66	Jonathan STRINGER	1:08.423	16:39:23.838	3	Lotus 7 S2
36	Frazer GIBNEY	1:08.329	16:40:29.607	4	Lotus Elan S1
16	Robert ROWE	1:08.217	16:40:29.867	4	Lotus Elan S3
45	Rupert ASHDOWN	1:08.118	16:40:30.789	4	Lotus Elan S1
66	Jonathan STRINGER	1:08.041	16:41:40.121	5	Lotus 7 S2
83	Mark GODFREY	1:07.955	16:47:23.054	10	Lotus 7
16	Robert ROWE	1:07.889	16:51:56.901	14	Lotus Elan S3
16	Robert ROWE	1:07.623	16:56:30.942	18	Lotus Elan S3

Leader History

NO	NAME	FROM LAP	LAPS LED	DISTANCE	VEHICLE
36	Frazer GIBNEY	1	18	29.52 miles	Lotus Elan S1

HSCC Historic Road Sports Championship With Historic Touring Cars

RACE 17 - STATISTICS

CLASS : D

1 Starters

Fastest Lap History

NO	NAME	LAP TIME	TIME OF DAY	LAP	VEHICLE
126	Dennis PICKETT	1:24.730	16:37:16.599	1	MGB
126	Dennis PICKETT	1:18.795	16:38:35.393	2	MGB
126	Dennis PICKETT	1:18.393	16:41:12.695	4	MGB
126	Dennis PICKETT	1:18.347	16:49:05.919	10	MGB
126	Dennis PICKETT	1:17.893	16:53:02.091	13	MGB
126	Dennis PICKETT	1:17.472	16:55:39.479	15	MGB

Leader History

NO	NAME	FROM LAP	LAPS LED	DISTANCE	VEHICLE
126	Dennis PICKETT	1	16	26.24 miles	MGB

HSCC Historic Road Sports Championship With Historic Touring Cars

RACE 17 - STATISTICS

CLASS : F

1 Starters

Fastest Lap History

NO	NAME	LAP TIME	TIME OF DAY	LAP	VEHICLE
91	Richard OWEN	1:24.758	16:37:16.634	1	Triumph TR2
91	Richard OWEN	1:17.570	16:38:34.199	2	Triumph TR2
91	Richard OWEN	1:17.328	16:43:46.156	6	Triumph TR2
91	Richard OWEN	1:16.607	16:49:01.017	10	Triumph TR2
91	Richard OWEN	1:16.389	16:50:17.406	11	Triumph TR2
91	Richard OWEN	1:16.358	16:52:52.962	13	Triumph TR2
91	Richard OWEN	1:15.613	16:56:42.937	16	Triumph TR2

Leader History

NO	NAME	FROM LAP	LAPS LED	DISTANCE	VEHICLE
91	Richard OWEN	1	16	26.24 miles	Triumph TR2

HSCC Historic Road Sports Championship With Historic Touring Cars

RACE 17 - STATISTICS

CLASS : TC

1 Starters

Fastest Lap History

NO	NAME	LAP TIME	TIME OF DAY	LAP	VEHICLE
54	Neil WOOD	1:14.756	16:37:06.626	1	Ford Anglia 105E
54	Neil WOOD	1:09.509	16:38:16.136	2	Ford Anglia 105E

Leader History

NO	NAME	FROM LAP	LAPS LED	DISTANCE	VEHICLE
54	Neil WOOD	1	18	29.52 miles	Ford Anglia 105E

HSCC Historic Road Sports Championship With Historic Touring Cars

RACE 17 - STATISTICS

CLASS : TE

1 Starters

Fastest Lap History

NO	NAME	LAP TIME	TIME OF DAY	LAP	VEHICLE
94	Steve PLATTS	1:18.537	16:37:10.440	1	Singer Chamois
94	Steve PLATTS	1:12.184	16:38:22.623	2	Singer Chamois
94	Steve PLATTS	1:12.170	16:40:47.320	4	Singer Chamois
94	Steve PLATTS	1:11.942	16:43:12.017	6	Singer Chamois
94	Steve PLATTS	1:11.827	16:48:00.510	10	Singer Chamois
94	Steve PLATTS	1:11.773	16:49:12.282	11	Singer Chamois
94	Steve PLATTS	1:11.680	16:54:00.522	15	Singer Chamois

Leader History

NO	NAME	FROM LAP	LAPS LED	DISTANCE	VEHICLE
94	Steve PLATTS	1	18	29.52 miles	Singer Chamois